



Club Health Assessment for District 317 A through May 2025

			Status	Membership							Reports					Finance		LCIF
Club Number	Club Name	Charter Date		Current Member Count	YTD Members Added	YTD Members Dropped	YTD Net Growth	YTD Net Growth%	Member Count 12 Months Ago	Avg. length of service for dropped members	Months Since Last MMR ***	Yrs. Since Last Officer Report	President Rotation	Vice President Reported ****	Months Since Last Activity Report ***	Account Balance	Donations for current Fiscal Year	
			Number of times on status quo within last two years	If below 15 members appears					If net loss is greater than 20% appears			If no report in 3 months appears in	When more than one year appears in	Number of repeat terms	Notes the officers that do not have an active	If no report at 12 months appears in red		
Clubs less than two years old																		
181061	Bangalore Eagles	03/07/2025	Newly Chartered	20	20	0	20	100.00%	0		1			M,VP,SC	0			
181978	Bengaluru Arasu	04/22/2025	Newly Chartered	20	20	0	20	100.00%	0		1		N	M,SC	0			
179423	Bengaluru Janaseve	11/06/2024	Active	20	20	0	20	100.00%	0		6			T,M,VP,SC	1			
181052	Bengaluru Kalpatharu	04/04/2025	Newly Chartered	21	22	1	21	100.00%	0	0	0		N	M,SC	0			
155518	Bengaluru Karunadu	09/11/2023	Active	23	13	7	6	35.29%	21	1	4			M,VP,SC	0		\$1,000.30	
173559	Bengaluru Sankalpa	07/16/2024	Active	33	37	4	33	100.00%	0	0	4			M,VP,SC	0		\$1,011.08	
178174	Bengaluru Shivaganga	09/12/2024	Active	20	20	0	20	100.00%	0		6			M,VP,SC	0			
181065	Sira	03/04/2025	Newly Chartered	22	22	0	22	100.00%	0		1			T,M,VP,SC	0			
155625	Tumkur City Brigade	08/30/2023	Active(1)	23	7	1	6	35.29%	21	0	0		2	N	SC	0		
Clubs more than two years old																		
104814	BANGALORE SAKRIYA	03/02/2009	Active	22	5	7	-2	-8.33%	24	7	0		N	M,VP,SC	0			
104867	BANGALORE YELACHENAHALLI	03/02/2009	Active(1)	24	0	12	-12	-33.33%	36	6	5			S,T,M,VP,SC	0			
140546	Bangalore Aadarsha	12/27/2019	Active	22	5	2	3	15.79%	22	1	2		R	M	0			
144592	Bangalore Aananya	12/29/2020	Active	22	0	0	0	0.00%	22		9		2	N	SC	0		
125434	Bangalore Aaradhana	07/20/2015	Active	40	5	2	3	8.11%	38	6	1			N	VP	0		
104333	BANGALORE AASARE	01/08/2009	Active	76	9	1	8	11.76%	69	14	0			N		0	\$3,006.89	
Exc Award (06/30/2018)																		
135506	Bangalore Aathmeeyaru	07/13/2018	Active	21	0	1	-1	-4.55%	22	25	0			N	VP,SC	0		
97901	BANGALORE AISHWARYA	10/27/2006	Active	21	5	1	4	23.53%	20	27	3			N	S,M,VP	0	\$2,000.60	
135549	Bangalore Arpana	07/13/2018	Active(1)	22	0	0	0	0.00%	22		18	1	None	P,S,T,M,VP SC	0	90+ Days		
147125	Bangalore Balaji Layout	07/30/2021	Cancelled(8*)	0	0	9	-9	-100.00%	9	3	19	1	None	P,S,T,M,VP SC	6	90+ Days		
135612	Bangalore Banashankari	07/13/2018	Active(2)	12	3	0	3	33.33%	9		5			T,M,VP,SC	0	90+ Days		



Club Health Assessment for District 317 A through May 2025

			Status	Membership						Reports					Finance		LCIF
Club Number	Club Name	Charter Date		Current Member Count	YTD Members Added	YTD Members Dropped	YTD Net Growth	YTD Net Growth%	Member Count 12 Months Ago	Avg. length of service for dropped members	Months Since Last MMR ***	Yrs. Since Last Officer Report	President Rotation	Vice President Reported ****	Months Since Last Activity Report ***	Account Balance	Donations for current Fiscal Year
			Number of times on status quo within last two years	If below 15 members appears				If net loss is greater than 20% appears			If no report in 3 months appears in	When more than one year appears in	Number of repeat terms	Notes the officers that do not have an active	If no report at 12 months appears in red		
48454	BANGALORE BASAVANAGUD	04/01/1988	Active	19	0	0	0	0.00%	25		0			P,M,VP,SC	1		
57905	BANGALORE BASAVESHWARANAGAR	02/19/1996	Active	20	0	1	-1	-4.76%	21	11	7		3	N	M,VP,SC	0	
117960	BANGALORE BELAKU	10/05/2012	Active	40	10	7	3	8.11%	37	4	0		None	P,S,T,M,VP SC	0		
120090	Bangalore Bright	08/01/2013	Active	14	0	0	0	0.00%	21		0		2	M,VP,SC	0		
65124	BANGALORE CAPITOL	03/27/2002	Active	45	8	0	8	21.62%	37		0			N		0	\$1,365.65
131668	Bangalore Cauvery	07/03/2017	Active	36	11	0	11	44.00%	34		5			N	T,M,VP,SC	0	\$2,000.60
128978	Bangalore Centenary Green	09/28/2016	Active(1)	11	0	0	0	0.00%	23		0				T,M,VP,SC	0	
131990	Bangalore Centennial Service	07/04/2017	Active	14	1	2	-1	-6.67%	18	2	0			R	M	1	
	Exc Award (06/30/2023)																
130447	Bangalore Centennial Jaya Vijaya	06/05/2017	Cancelled(6*)	0	0	0	0	0.00%	32		11	1	None	P,S,T,M,VP SC	6		
130231	Bangalore Centennial Spandana	03/15/2017	Active	36	0	0	0	0.00%	44		0			N	P,M,VP	0	
141996	Bangalore Central	07/13/2020	Cancelled(8*)	0	0	6	-6	-100.00%	15	4	7		None	P,S,T,M,VP SC	6	90+ Days	
131712	Bangalore Century Friends	07/04/2017	Active	5	0	0	0	0.00%	5		43	3	None	P,S,T,M,VP SC	0		
135488	Bangalore Chandralayout	07/20/2018	Active	30	5	5	0	0.00%	30	2	5			N	M	0	\$1,000.30
	Exc Award (06/30/2023)																
144558	Bangalore Chandralayout Elite	12/29/2020	Active	20	10	0	10	100.00%	19		0			N	M,SC	0	
125518	Bangalore Elite	08/13/2015	Active	43	10	0	10	30.30%	40		2			N	P	0	\$1,000.30
	Exc Award (06/30/2018, 06/30/2019, 06/30/2020)																
35886	BANGALORE GANDHINAGAR	06/13/1978	Active	37	11	2	9	32.14%	34	0	5			N	T,M,SC	0	
	Exc Award (06/30/2019)																
40190	BANGALORE GREATER JNANABHARATHI	06/26/1981	Active	26	3	3	0	0.00%	26	1	0		2	N	M,VP,SC	0	
115367	BANGALORE HANUMANTHAGAR	10/24/2011	Active	31	12	0	12	63.16%	24		4			N	VP	0	
	Exc Award (06/30/2019)																
26592	BANGALORE HOST	01/23/1957	Active	35	1	4	-3	-7.89%	39	8	0			N	M,SC	0	
	Exc Award (06/30/2017, 06/30/2018, 06/30/2020)																



Club Health Assessment for District 317 A through May 2025

			Status	Membership							Reports					Finance		LCIF
Club Number	Club Name	Charter Date		Current Member Count	YTD Members Added	YTD Members Dropped	YTD Net Growth	YTD Net Growth%	Member Count 12 Months Ago	Avg. length of service for dropped members	Months Since Last MMR ***	Yrs. Since Last Officer Report	President Rotation	Vice President Reported ****	Months Since Last Activity Report ***	Account Balance	Donations for current Fiscal Year	
			Number of times on status quo within last two years	If below 15 members appears				If net loss is greater than 20% appears			If no report in 3 months appears in	When more than one year appears in	Number of repeat terms	Notes the officers that do not have an active	If no report at 12 months red			
58942	BANGALORE INDUSTRIAL TOWN Exc Award (06/30/2023)	12/17/1996	Active	46	9	5	4	9.52%	42	10	0			N	1		\$3,000.90	
59777	BANGALORE J P NAGAR Exc Award (06/30/2017)	06/24/1997	Active	21	7	1	6	40.00%	16	2	1			S,T,M,VP,SC	0		\$2,006.59	
139024	Bangalore Jambusavari	07/26/2019	Cancelled(8*)	0	0	4	-4	-100.00%	6	4	8	1	None	P,S,T,M,VP SC	9	90+ Days		
41620	BANGALORE JAYANAGAR	06/29/1982	Active	54	7	3	4	8.00%	50	4	1		R	SC	0		\$10.00	
125373	BANGALORE KINGS	07/16/2015	Active	69	7	0	7	11.29%	65		0		N	T,M,SC	1			
141999	Bangalore Legends Exc Award (06/30/2022, 06/30/2024)	07/13/2020	Active	38	9	2	7	22.58%	35	3	0		N		0		\$1,000.30	
136863	Bangalore Machohalli	11/29/2018	Active(1)	12	12	12	0	0.00%	11	5	4		2	T,M,VP,SC	0			
42127	BANGALORE MAHALAXMI	12/31/1982	Active	37	1	0	1	2.78%	36		4		N	P,M,VP	0			
62573	BANGALORE MAHANAGAR	12/15/1999	Active	46	8	7	1	2.22%	45	4	0			VP,SC	0		\$5.00	
135597	Bangalore Marenahalli Sankalp:	07/20/2018	Active	22	3	2	1	4.76%	21	1	0		N		0			
57088	BANGALORE MEGA CITY Exc Award (06/30/2019, 06/30/2020, 06/30/2024)	06/13/1995	Active	64	8	1	7	12.28%	58	0	0		R	SC	0		\$2,000.60	
54175	BANGALORE MODINAGAR	03/01/1993	Active	71	4	0	4	5.97%	67		0		N		0			
116287	BANGALORE NADAPRABHU	03/12/2012	Active	16	0	0	0	0.00%	28		3		N	T	1			
147705	Bangalore Orchids	07/30/2021	Cancelled(8*)	0	0	14	-14	-100.00%	18	2	11	1	None	P,S,T,M,VP SC	6	90+ Days		
57768	BANGALORE PRASHANTH NAGAR	01/22/1996	Active	42	0	0	0	0.00%	59		0		N		0			
109161	BANGALORE PRIDE Exc Award (06/30/2019)	09/03/2010	Active(1)	45	15	0	15	50.00%	42		5		N	VP,SC	0			
32991	BANGALORE RAJAJINAGAR	11/18/1976	Active	12	0	0	0	0.00%	27		10		2	N	S,T,VP,SC	0		
147320	Bangalore Ramamandira Rajajinagar	08/02/2021	Cancelled(8*)	0	0	13	-13	-100.00%	13	3	31	1	None	P,S,T,M,VP SC	6	90+ Days		
137017	Bangalore Samrudhi	12/12/2018	Active	14	0	1	-1	-6.67%	20	2	10			M,VP,SC	0			
137900	Bangalore Sandalwood Celebrities	04/04/2019	Active(2)	8	0	0	0	0.00%	16		11		2	T,M,VP,SC	0			



Club Health Assessment for District 317 A through May 2025

Club Number	Club Name	Charter Date	Status	Membership							Reports					Finance	LCIF
				Current Member Count	YTD Members Added	YTD Members Dropped	YTD Net Growth	YTD Net Growth%	Member Count 12 Months Ago	Avg. length of service for dropped members	Months Since Last MMR ***	Yrs. Since Last Officer Report	President Rotation	Vice President Reported ****	Months Since Last Activity Report ***	Account Balance	Donations for current Fiscal Year
			Number of times on status quo within last two years	If below 15 members appears				If net loss is greater than 20% appears			If no report in 3 months appears in	When more than one year appears in	Number of repeat terms	Notes the officers that do not have an active	If no report at 12 months red		
142181	Bangalore Shashikirana	07/20/2020	Active	23	8	2	6	35.29%	15	2	5			IP	P,M,SC	0	\$1,006.29
97437	BANGALORE SILICON CITY	06/29/2006	Active	37	4	2	2	5.71%	44	1	0			N	VP	0	\$1,006.29
	Exc Award (06/30/2020)																
26599	BANGALORE SOUTH	03/29/1972	Active	33	0	2	-2	-5.71%	38	12	0				M,VP,SC	0	\$1,006.29
	Exc Award (06/30/2022)																
144481	Bangalore Ullal	12/30/2020	Cancelled(8*)	0	0	21	-21	-100.00%	21	3	17	1	None		P,S,T,M,VP SC	6	90+ Days
107654	BANGALORE VAISHNAVI	02/23/2010	Active	80	9	8	1	1.27%	79	5	0				M,VP,SC	0	
135552	Bangalore Vasundhare	07/19/2018	Active	10	0	0	0	0.00%	10		19		2		M,VP,SC	0	
	Exc Award (06/30/2019)																
115374	BANGALORE VEERA HOYSALA	10/24/2011	Active	51	10	6	4	8.51%	47	2	0			N	M,SC	0	\$1,000.30
137166	Bangalore Victory	01/23/2019	Active	25	7	0	7	38.89%	18		4			N		0	
49908	BANGALORE VIJAYAMAHAL	10/10/1989	Active	32	12	4	8	33.33%	24	5	4				M,VP,SC	0	
26600	BANGALORE WEST	02/12/1973	Active	133	10	5	5	3.91%	132	17	0			N		0	\$15,321.90
139208	Bangalore Wilson Garden	07/26/2019	Active	27	1	0	1	3.85%	31		0		3	N		0	\$1,000.30
	Exc Award (06/30/2020, 06/30/2021)																
152131	Bengaluru Crystal	10/03/2022	Active	39	0	2	-2	-4.88%	47	2	0			N		0	
136358	Bengaluru Jnana Yoga	09/17/2018	Active	51	6	0	6	13.33%	45		0			N		0	
128381	Bengaluru Konanakunte	09/01/2016	Active(1)	27	11	0	11	68.75%	16		0			N	T,SC	1	
127802	Bengaluru Raghuvanahalli	06/07/2016	Active(2)	6	0	4	-4	-40.00%	10	9	0		2		VP,SC	0	
135550	Bengaluru Sanjeevini	07/15/2018	Cancelled(6*)	0	0	0	0	0.00%	7		11				M,VP,SC	9	
26611	CHENNAPATNA	02/20/1973	Active	56	18	3	15	36.59%	41	1	5			N	T,SC	0	
42624	GUBBI	04/04/1983	Active	44	7	8	-1	-2.22%	47	7	0			N	T	0	
26633	KANAKAPURA	11/26/1973	Active	63	15	1	14	28.57%	49	0	0			N	T,SC	0	
107260	KANAKAPURA SILK CITY	01/14/2010	Cancelled(8*)	0	6	29	-23	-100.00%	21	9	3		None		P,S,T,M,VP SC	6	90+ Days
136461	Nonavinakere	09/21/2018	Active(2)	14	0	0	0	0.00%	14		0			IP		0	
136717	Ramanagara Silk City Lioness	12/03/2018	Active	14	2	0	2	16.67%	12		0				M,VP,SC	0	



Club Health Assessment for District 317 A through May 2025

Club Number	Club Name	Charter Date	Status	Membership							Reports					Finance	LCIF
				Current Member Count	YTD Members Added	YTD Members Dropped	YTD Net Growth	YTD Net Growth%	Member Count 12 Months Ago	Avg. length of service for dropped members	Months Since Last MMR ***	Yrs. Since Last Officer Report	President Rotation	Vice President Reported ****	Months Since Last Activity Report ***	Account Balance	Donations for current Fiscal Year
			Number of times on status quo within last two years	If below 15 members appears				If net loss is greater than 20% appears			If no report in 3 months appears	When more than one year appears in	Number of repeat terms	Notes the officers that do not have an active	If no report at 12 months appears in red		
40192	RAMANAGARAM	06/30/1981	Active(1)	20	5	5	0	0.00%	20	10	0		10	R	T,M,VP,SC	0	
29560	SARAKKI	06/20/1974	Active	35	5	5	0	0.00%	35	14	0		2		M,VP,SC	0	
	Exc Award (06/30/2019)																
50439	TURUVEKERE	04/12/1990	Active	62	3	1	2	3.33%	60	2	0			N	M	0	
	Exc Award (06/30/2017)																
53741	VIDYA GAYATHRINAGAR	10/07/1992	Active	22	17	10	7	46.67%	15	19	0		2	N	M,SC	0	
	Exc Award (06/30/2017)																

Clubs Cancelled Previous Fiscal Year – Clubs Cancelled within last 12 months may be reinstated

Club Number	Club Name	Charter Date	Current Status*	Cancellation Date
122512	Bangalore JP Nagar Ethics	06/17/2014	Cancelled(6*)	07/29/2023
151707	Bangalore Metro City	12/12/2022	Cancelled(8*)	07/29/2023
151708	Bangalore Nandhi	11/07/2022	Cancelled(8*)	08/29/2023
142043	Bangalore Nava Chethana	07/17/2020	Cancelled(8*)	08/29/2023

Current Total Clubs Count	YTD New Clubs Count	YTD Cancelled Clubs Count	YTD Net Club Gain	Current Total Members Count	YTD Add	YTD Drop	YTD Net Growth	YTD Net Growth %	Member Count 12 Months Ago	Average Member Count Per Club	% of Clubs with less than 20 members	% No MMR in 3 Months	% No Officer Report in 12 Months	% of Clubs with balance 90+ days	Number of Clubs in Status Quo	% Status Quo Clubs in Financial Suspension	Number of Cancelled Clubs	Average Cancelled Club Age	Members Lost Due to Cancellation	% of Clubs Cancelled for Non-Financial Reasons
76	7	9	-2	2,467	541	261	280	12.80%	2,432	32	20%	36%	3%	3%	0	0%	9	7	96	-11%

* - P - Priority Club. Cancellation Reasons: 1-Objectives/conduct, 2-Non-active club, 5-Non-existing club, 6-Disbanding, 7-Merger, 8-Financial Suspension, 9-District/Multiple District Dues.

** - Abbreviation: P-President, S-Secretary, T-Treasurer, M-Member Chairperson, VP-First Vice President, MC-Communications Chairperson, SC-Service Chairperson

*** - Abbreviation: N/R - Never reported using the Lions Clubs website, N/A - Not applicable, No password registered for the Lions Clubs website.

**** - Abbreviation: N - New, IP - Immediate Past, R - Repeat.



Club Health Assessment for District 317 G through May 2025

			Status	Membership							Reports					Finance		LCIF
Club Number	Club Name	Charter Date		Current Member Count	YTD Members Added	YTD Members Dropped	YTD Net Growth	YTD Net Growth%	Member Count 12 Months Ago	Avg. length of service for dropped members	Months Since Last MMR ***	Yrs. Since Last Officer Report	President Rotation	Vice President Reported ****	Months Since Last Activity Report ***	Account Balance	Donations for current Fiscal Year	
			Number of times on status quo within last two years	If below 15 members appears					If net loss is greater than 20% appears		If no report in 3 months appears in	When more than one year appears in	Number of repeat terms	Notes the officers that do not have appears in an active	If no report at 12 months red			
Clubs less than two years old																		
155312	Hunsur	08/23/2023	Cancelled(8*)	0	0	20	-20	-100.00%	20	1	5	1	None	P,S,T,M,VP SC	10	90+ Days		
157030	K R Pete Polytechnic Alumni	02/01/2024	Status Quo(2)	47	0	0	0	0.00%	47		15		None	P,T,M,VP,SC	10	90+ Days		
157101	Maddur Kadamba	02/14/2024	Active(1)	13	2	9	-7	-35.00%	20	1	0		2	M,VP,SC	10			
155318	Malavalli Gaganachukki	08/14/2023	Cancelled(8*)	0	0	20	-20	-100.00%	20	1	5	1	None	P,S,T,M,VP SC	10	90+ Days		
155337	Mandya Akshya	07/26/2023	Active	26	2	0	2	8.33%	23		2			P,M,VP	10			
155275	Mandya Basaralu	08/30/2023	Status Quo(2)	20	0	0	0	0.00%	20		19		None	P,S,T,M,VP SC	10	90+ Days		
155474	Mandya Engineers	08/17/2023	Status Quo(2)	21	0	0	0	0.00%	21		21		None	P,S,T,M,VP SC	10	90+ Days		
156446	Mandya Kamadhenu	12/05/2023	Status Quo(2)	21	0	0	0	0.00%	21		18		2	M,VP,SC	10	90+ Days		
157914	Mandya Nava Chethana	04/22/2024	Active	28	8	0	8	40.00%	20		3		2	M,VP,SC	10			
157090	Mysore Achievers	06/10/2024	Active	56	1	0	1	1.82%	0		0		2	T,M,VP,SC	10			
179469	Mysore Belavadi	12/16/2024	Active	34	34	0	34	100.00%	0		5			M,VP,SC	N/R			
157904	Mysore Capital	06/11/2024	Active(1)	23	0	0	0	0.00%	0		11		2	R T,M,VP,SC	10			
178373	Mysore Cherish	01/20/2025	Active	40	40	0	40	100.00%	0		1			N	0			
171863	Mysore Kanteerava	06/12/2024	Status Quo(1)	18	0	2	-2	-10.00%	0	1	5		None	P,T,M,VP,SC	10	90+ Days		
157026	Mysore Kingdom	02/05/2024	Active(1)	20	22	22	0	0.00%	20	1	4		3	T,M,VP,SC	10	90+ Days		
155711	Mysore Krishnaraja	08/23/2023	Active(1)	25	0	0	0	0.00%	25		17	1	None	P,S,T,M,VP SC	10			
181029	Mysore Maharaja	04/04/2025	Newly Chartered	20	20	0	20	100.00%	0		1			M,VP,SC	N/R			
155338	Mysore Nalvadi	07/26/2023	Status Quo(1)	32	0	0	0	0.00%	32		15	1	None	P,S,T,M,VP SC	10	90+ Days		
180037	Mysore New City	01/21/2025	Active	28	28	0	28	100.00%	0		1			M,VP,SC	N/R			
157946	Mysore Palace City Queens	05/03/2024	Active	22	1	2	-1	-4.35%	23	1	1		2	R	0			
179240	Mysore Paradise	12/26/2024	Active	27	27	0	27	100.00%	0		2			T,M,VP,SC	N/R			
157089	Mysore Parivarthana	02/01/2024	Active(1)	18	0	13	-13	-41.94%	31	1	0		2	M,VP,SC	10	90+ Days		
173573	Mysore Platinum	07/16/2024	Active	42	42	0	42	100.00%	0		1			N	0			



Club Health Assessment for District 317 G through May 2025

			Status	Membership							Reports					Finance		LCIF
Club Number	Club Name	Charter Date		Current Member Count	YTD Members Added	YTD Members Dropped	YTD Net Growth	YTD Net Growth%	Member Count 12 Months Ago	Avg. length of service for dropped members	Months Since Last MMR ***	Yrs. Since Last Officer Report	President Rotation	Vice President Reported ****	Months Since Last Activity Report ***	Account Balance	Donations for current Fiscal Year	
			Number of times on status quo within last two years	If below 15 members appears				If net loss is greater than 20% appears			If no report in 3 months appears in	When more than one year appears in	Number of repeat terms	Notes the officers that do not have an active	If no report at 12 months appears in red			
180949	Mysore Relish	05/12/2025	Newly Chartered	32	32	0	32	100.00%	0		0			M,VP,SC	N/R	90+ Days	\$808.11	
156914	Mysore Sapphire	01/18/2024	Active(1)	11	0	10	-10	-47.62%	21	1	5		2	M,VP,SC	10			
171337	Mysore Srigandha	06/10/2024	Active	28	11	8	3	12.00%	0	1	1		2	M,VP,SC	4			
155336	Mysore Vishwamanava Kuvempu	07/26/2023	Active	30	6	9	-3	-9.09%	33	1	4		N	SC	3			
155595	Pandavapura Kunthibetta	08/30/2023	Cancelled(8*)	0	0	60	-60	-100.00%	20	1	0		None	P,S,T,M,VP SC	10			
Clubs more than two years old																		
38230	BANNUR	03/11/1980	Active	25	0	1	-1	-3.85%	26	31	4		N	M,SC	4			
104199	BANNUR GREENLAND	12/29/2008	Active	25	0	2	-2	-7.41%	27	11	5		None	P,T,M,VP,SC	10			
143410	Bharathi Nagara	11/09/2020	Active(2)	13	0	0	0	0.00%	18		11			T,M,VP,SC	10			
39595	CHAMARAJANAGAR	03/18/1981	Active	24	0	0	0	0.00%	24		9		None	P,T,M,VP,SC	10			
41621	HALAGUR	06/14/1982	Active	50	1	1	0	0.00%	50	5	3		N	P,SC	0			
146404	Halagur Anikethana	06/15/2021	Active	21	0	0	0	0.00%	21		10			S,T,M,VP	8			
41943	HEGGADA DEVANA KOTE	10/11/1982	Active(1)	24	0	0	0	0.00%	24		12		N	P,T,SC	7			
139385	Hunsur Cauvery Sambhrama	07/31/2019	Active(1)	17	0	0	0	0.00%	17		9			P,S,M,VP,SC	10			
32403	KOLLEGAL	06/15/1976	Active	76	2	3	-1	-1.30%	78	16	2		N	P,T,M	9			
106500	MADDUR	08/31/2009	Active	28	9	21	-12	-30.00%	40	5	5			P,T,M,VP,SC	10			
147975	Maddur Dhwani	09/22/2021	Active	9	8	11	-3	-25.00%	12	2	5		4	S,T,M,VP,SC	8			
148382	Maddur Kaveri	09/21/2021	Active	22	0	7	-7	-24.14%	29	2	5		N	P,M,VP	2			
142056	Maddur Shimsha	07/17/2020	Cancelled(8*)	0	0	37	-37	-100.00%	37	4	5		None	P,S,T,M,VP SC	10	90+ Days		
143905	Malavalli Kamadhenu	12/23/2020	Active(3)	14	0	10	-10	-41.67%	24	3	0			P,S,T,M,VP SC	10			
139730	Malavalli Nadaprabhu	10/09/2019	Active(1)	14	0	6	-6	-30.00%	20	3	7			P,S,T,M,VP SC	10			
123086	Malavalli NES	09/05/2014	Active	35	0	0	0	0.00%	35		21		2	P,S,M,VP,SC	10			
117440	MANDYA	07/25/2012	Active	28	3	2	1	3.70%	26	12	4			P,T,M,VP,SC	9			
138983	Mandya Belaku	07/26/2019	Active(1)	23	0	10	-10	-30.30%	33	3	5		N	S,M,VP	10			



Club Health Assessment for District 317 G through May 2025

			Status	Membership							Reports					Finance		LCIF
Club Number	Club Name	Charter Date		Current Member Count	YTD Members Added	YTD Members Dropped	YTD Net Growth	YTD Net Growth%	Member Count 12 Months Ago	Avg. length of service for dropped members	Months Since Last MMR ***	Yrs. Since Last Officer Report	President Rotation	Vice President Reported ****	Months Since Last Activity Report ***	Account Balance	Donations for current Fiscal Year	
			Number of times on status quo within last two years	If below 15 members appears				If net loss is greater than 20% appears			If no report in 3 months appears in	When more than one year appears in	Number of repeat terms	Notes the officers that do not have an active	If no report at 12 months appears in red			
131836	Mandya Centennial	07/04/2017	Active	46	0	2	-2	-4.17%	50	1	5			P,T,M,VP,SC	6		\$808.27	
150958	Mandya Central	06/08/2022	Active	14	0	15	-15	-51.72%	27	2	5			VP,SC	10			
54597	MANDYA CITY	06/14/1993	Cancelled(8*)	0	0	25	-25	-100.00%	25	12	4		None	P,S,T,M,VP SC	10	90+ Days		
109389	MANDYA KRUSHIKA	09/29/2010	Cancelled(8*)	0	0	19	-19	-100.00%	19	7	4	1	None	P,S,T,M,VP SC	10	90+ Days		
122880	Mandya Madhura	08/01/2014	Active(1)	28	0	25	-25	-47.17%	48	4	5			N	10			
39655	MANDYA MANDAVYANAGAR	03/30/1981	Status Quo(2)	21	0	0	0	0.00%	21		11	1	None	P,S,T,M,VP SC	10	90+ Days		
138894	Mandya Nalvadi	07/26/2019	Active(3)	27	0	0	0	0.00%	28		11			S,M,VP,SC	10			
144699	Mandya Odanadi	12/31/2020	Active(1)	15	1	0	1	7.14%	14		5			S,M,VP,SC	10	90+ Days		
142767	Mandya PDF	09/01/2020	Active	66	0	6	-6	-8.33%	72	3	5			R	T,M,VP,SC	3		
122856	Mandya Sahakara	07/31/2014	Active	19	0	11	-11	-36.67%	29	7	5			P,S,T,M,VP SC	10			
122855	Mandya Sahithya	07/30/2014	Active(1)	31	8	3	5	19.23%	26	4	8		N	P,M,VP,SC	8			
151706	Mandya Sakkare Nadu	11/02/2022	Active(2)	6	0	7	-7	-53.85%	13	2	5		None	P,S,T,M,VP SC	9			
107401	MANDYA SUGAR CITY	02/03/2010	Active	30	0	2	-2	-6.25%	32	1	3			T,M,VP,SC	8		\$687.63	
26648	MYSORE	06/20/1958	Active	48	10	0	10	26.32%	38		1			T,VP,SC	10		\$808.27	
104220	MYSORE VIJAYASHRI	12/29/2008	Cancelled(6*)	0	0	21	-21	-100.00%	20	8	0		None	P,S,T,M,VP SC	10		\$688.47	
144593	Mysore Ambassador	12/30/2020	Active	63	12	3	9	16.67%	52	4	0			N	P,SC	2	\$2,814.50	
147016	Mysore Bandhavya	07/27/2021	Active(1)	33	11	4	7	26.92%	23	2	0			N		0		
35980	MYSORE CENTRAL	07/17/1978	Active	56	0	18	-18	-24.32%	69	6	1		2	P,VP,SC	3			
150768	Mysore Chamundi	05/17/2022	Active	10	0	9	-9	-47.37%	22	2	5			N	P,S,M,SC	7		
123712	Mysore Chandana	12/01/2014	Active	25	0	3	-3	-10.71%	28	4	3		None	P,S,T,M,VP SC	10			
76014	MYSORE CLASSIC	06/30/2003	Active	41	3	3	0	0.00%	41	1	5			N	M,SC	1	\$119.80	
30910	MYSORE EAST	06/06/1975	Active	21	1	4	-3	-12.50%	25	26	5			T,M,VP,SC	10			
122858	Mysore Elite	08/01/2014	Active	35	10	2	8	29.63%	27	8	5			N		1	\$808.27	
95959	MYSORE GANGOTRI	02/28/2006	Active	30	3	1	2	7.14%	26	6	4			N	P,T,M,VP,SC	10		
54454	MYSORE GARDEN CITY	05/10/1993	Active	77	10	4	6	8.45%	73	13	0			S,M,VP,SC	10		\$4,101.25	



Club Health Assessment for District 317 G through May 2025

Club Number	Club Name	Charter Date	Status	Membership							Reports					Finance	LCIF
				Current Member Count	YTD Members Added	YTD Members Dropped	YTD Net Growth	YTD Net Growth%	Member Count 12 Months Ago	Avg. length of service for dropped members	Months Since Last MMR ***	Yrs. Since Last Officer Report	President Rotation	Vice President Reported ****	Months Since Last Activity Report ***	Account Balance	Donations for current Fiscal Year
			Number of times on status quo within last two years	If below 15 members appears				If net loss is greater than 20% appears			If no report in 3 months appears	When more than one year appears in	Number of repeat terms	Notes the officers that do not have an active	If no report at 12 months red		
145310	Mysore Golden City	03/25/2021	Active	6	0	0	0	0.00%	6		12			T,M,VP,SC	10		
117961	MYSORE HERITAGE CITY	10/05/2012	Active	58	15	2	13	28.89%	55	12	0			VP	3		
51568	MYSORE INDIRANAGAR	04/17/1991	Active	26	0	5	-5	-16.13%	31	10	2		N	P,M,SC	5		
105812	MYSORE J P NAGAR	06/22/2009	Active	17	8	14	-6	-26.09%	21	7	0			S,T,VP,SC	2		
47933	MYSORE JAYALAKSHMIPURAM	12/02/1987	Active	50	0	0	0	0.00%	50		0		N	P,VP,SC	6		
131886	Mysore Jeevadhara	07/04/2017	Active(1)	12	1	0	1	9.09%	11		9		3	T,M,VP,SC	10		
121092	Mysore Kamadhenu	01/08/2014	Active	27	10	9	1	3.85%	26	5	3		8	R T,SC	8		
46910	MYSORE KUVEMPUNAGAR	01/21/1987	Active	27	4	1	3	12.50%	24	1	0		N	M,VP,SC	0		
131670	Mysore Mayuri	07/04/2017	Active	20	6	1	5	33.33%	15	0	9		N	S,M,SC	9		
48236	MYSORE MIDTOWN	03/08/1988	Active	17	2	19	-17	-50.00%	34	19	0			T,M,VP,SC	10		
63367	MYSORE MILLENNIUM	06/26/2000	Cancelled(6*)	0	0	26	-26	-100.00%	26	5	4		None	P,S,T,M,VP SC	10	90+ Days	
124030	Mysore Narasimharaja	01/26/2015	Cancelled(8*)	0	0	11	-11	-100.00%	11	6	9	1	None	P,S,T,M,VP SC	10	90+ Days	
136226	Mysore Nesara	09/05/2018	Active	27	0	1	-1	-3.57%	26	1	0			P,T,M,VP,SC	4		
138779	Mysore Nirmaan	07/17/2019	Active	30	0	0	0	0.00%	30		10	1	None	P,S,T,M,VP SC	10		
128859	Mysore Nisarga	09/16/2016	Active	37	12	0	12	48.00%	28		0		N	S,T,VP	8		
50053	MYSORE NORTH	12/11/1989	Active	22	0	7	-7	-24.14%	29	2	0		N	VP,SC	10		\$808.27
59524	MYSORE PALACE CITY	05/07/1997	Active	41	0	2	-2	-4.65%	43	3	1		N	SC	8		
116356	MYSORE RAJIVNAGAR	03/27/2012	Cancelled(8*)	0	0	3	-3	-100.00%	3	5	1	2	None	P,S,T,M,VP SC	10	90+ Days	
44595	MYSORE SOUTH	01/08/1985	Active	30	0	8	-8	-21.05%	38	4	4		R	T,VP	2		\$718.78
Exc Award (06/30/2018)																	
101807	MYSORE VIVEKANANDA NAGAR	05/19/2008	Active	134	56	35	21	18.58%	71	7	3		N	P,S,T,M,SC	10		\$808.27
39656	MYSORE WEST	03/31/1981	Active	59	4	1	3	5.36%	56	5	3		N	M,VP,SC	9		\$299.49
147935	Mysuru Muktha	10/07/2021	Cancelled(8*)	0	0	17	-17	-100.00%	22	3	9	1	None	P,S,T,M,VP SC	10	90+ Days	
145492	Mysuru Parampare	03/30/2021	Active(1)	26	0	0	0	0.00%	26		12			S,M,VP,SC	10		
151047	Nagamangala Central	06/08/2022	Active(1)	31	6	25	-19	-38.00%	50	2	3		N	T,VP,SC	3		



Club Health Assessment for District 317 G through May 2025

			Status	Membership							Reports					Finance	LCIF
Club Number	Club Name	Charter Date		Current Member Count	YTD Members Added	YTD Members Dropped	YTD Net Growth	YTD Net Growth%	Member Count 12 Months Ago	Avg. length of service for dropped members	Months Since Last MMR ***	Yrs. Since Last Officer Report	President Rotation	Vice President Reported ****	Months Since Last Activity Report ***	Account Balance	Donations for current Fiscal Year
			Number of times on status quo within last two years	If below 15 members appears				If net loss is greater than 20% appears			If no report in 3 months appears in	When more than one year appears in	Number of repeat terms	Notes the officers that do not have an active	If no report at 12 months appears in red		
138895	Nagamangala City	07/26/2019	Active(1)	17	1	24	-23	-57.50%	40	3	0			T,M,VP,SC	5		
26650	NANJANGUD	04/09/1973	Active	37	0	0	0	0.00%	37		0			P,T,M,VP,SC	10		\$808.27
147256	Pandavapura Aadarsha Green Health	07/29/2021	Active	10	4	0	4	66.67%	6		7		None	P,S,T,M,VP SC	8		
85958	PANDAVAPURA FRENCH ROCKS	03/22/2005	Active(3)	37	0	0	0	0.00%	37		8			M,VP,SC	9		
147273	Pandavapura Pandavas	09/13/2021	Cancelled(8*)	0	0	22	-22	-100.00%	22	3	18		None	P,S,T,M,VP SC	10	90+ Days	
50491	SARAGUR SANTHE	04/30/1990	Active	24	0	2	-2	-7.69%	26	20	4		R	P,T,M,SC	10		
148394	Srirangapatna	10/20/2021	Cancelled(8*)	0	0	25	-25	-100.00%	14	2	4		None	P,S,T,M,VP SC	10	90+ Days	
34713	T NARSIPUR	11/09/1977	Active	25	1	1	0	0.00%	26	25	0			S,T,M,VP,SC	1		
41097	YELANDUR	03/08/1982	Active(2)	19	0	0	0	0.00%	19		18		None	P,T,M,VP,SC	10		

Clubs Cancelled Previous Fiscal Year – Clubs Cancelled within last 12 months may be reinstated

Club Number	Club Name	Charter Date	Current Status*	Cancellation Date
122294	Maddur Samskruthi	05/22/2014	Cancelled(8*)	12/29/2023
149160	Mandya Amrutha	12/22/2021	Cancelled(8*)	12/29/2023
138793	Mysore Kabini	07/17/2019	Cancelled(8*)	12/29/2023
138957	Mysore Royal City	07/26/2019	Cancelled(8*)	12/29/2023
138790	Mysore Royals	07/17/2019	Cancelled(8*)	12/29/2023
138796	Mysore Siri	07/17/2019	Cancelled(8*)	12/29/2023
151718	Mysore Siri Phoenix	12/12/2022	Cancelled(8*)	12/29/2023
138810	Mysore Vaidyas	07/17/2019	Cancelled(8*)	04/29/2024

Current Total Clubs Count	YTD New Clubs Count	YTD Cancelled Clubs Count	YTD Net Club Gain	Current Total Members Count	YTD Add	YTD Drop	YTD Net Growth	YTD Net Growth %	Member Count 12 Months Ago	Average Member Count Per Club	% of Clubs with less than 20 members	% No MMR in 3 Months	% No Officer Report in 12 Months	% of Clubs with balance 90+ days	Number of Clubs in Status Quo	% Status Quo Clubs in Financial Suspension	Number of Cancelled Clubs	Average Cancelled Club Age	Members Lost Due to Cancellation	% of Clubs Cancelled for Non-Financial Reasons
91	7	13	-6	2,738	498	734	-236	-7.94%	2,765	30	23%	65%	4%	11%	7	100%	13	12	306	-46%



Club Health Assessment for District 317 G through May 2025

			Status	Membership							Reports					Finance	LCIF
Club Number	Club Name	Charter Date		Current Member Count	YTD Members Added	YTD Members Dropped	YTD Net Growth	YTD Net Growth%	Member Count 12 Months Ago	Avg. length of service for dropped members	Months Since Last MMR ***	Yrs. Since Last Officer Report	President Rotation	Vice President Reported ****	Months Since Last Activity Report ***	Account Balance	Donations for current Fiscal Year
			Number of times on status quo within last two years	If below 15 members appears				If net loss is greater than 20% appears			If no report in 3 months appears in	When more than one year appears in	Number of repeat terms	Notes the officers that do not have an active	If no report at 12 months appears in red		

* - P - Priority Club. Cancellation Reasons: 1-Objectives/conduct, 2-Non-active club, 5-Non-existing club, 6-Disbanding, 7-Merger, 8-Financial Suspension, 9-District/Multiple District Dues.
** - Abbreviation: P-President, S-Secretary, T-Treasurer, M-Member Chairperson, VP-First Vice President, MC-Communications Chairperson, SC-Service Chairperson
*** - Abbreviation: N/R - Never reported using the Lions Clubs website, N/A - Not applicable, No password registered for the Lions Clubs website.
**** - Abbreviation: N - New, IP - Immediate Past, R - Repeat.



Club Health Assessment for District 317 B through May 2025

			Status	Membership							Reports					Finance	LCIF
Club Number	Club Name	Charter Date		Current Member Count	YTD Members Added	YTD Members Dropped	YTD Net Growth	YTD Net Growth%	Member Count 12 Months Ago	Avg. length of service for dropped members	Months Since Last MMR ***	Yrs. Since Last Officer Report	President Rotation	Vice President Reported ****	Months Since Last Activity Report ***	Account Balance	Donations for current Fiscal Year
			Number of times on status quo within last two years	If below 15 members appears				If net loss is greater than 20% appears			If no report in 3 months appears in	When more than one year appears in	Number of repeat terms	Notes the officers that do not have an active	If no report at 12 months appears in red		
Clubs less than two years old																	
156648	Anjuna Cyber	11/16/2023	Cancelled(8*)	0	0	20	-20	-100.00%	20	1	18	1	None	P,S,T,M,VP SC	9	90+ Days	
156865	Anjuna Online Cyber	12/13/2023	Cancelled(8*)	0	0	20	-20	-100.00%	20	1	17	1	None	P,S,T,M,VP SC	10	90+ Days	
175462	Banavasi	09/04/2024	Active	22	22	0	22	100.00%	0		3			N SC	0		
155988	Candolim Flowers	09/30/2023	Cancelled(8*)	0	2	70	-68	-100.00%	40	1	8		None	P,S,T,M,VP SC	8	90+ Days	
175846	Fatorda Cyber	08/07/2024	Active	20	20	0	20	100.00%	0		9			N	9	90+ Days	
156044	Hirekerur Pariwar	09/27/2023	Active(1)	34	0	0	0	0.00%	34		19	1	None	P,S,T,M,VP SC	9		
155959	Kakoda	09/15/2023	Active	12	0	9	-9	-42.86%	21	4	0			N M	2		
156086	Mapusa Elite	09/30/2023	Active	25	9	0	9	56.25%	22		0			N VP,SC	1		\$1,000.06
155815	North Goa Trailblazers	09/29/2023	Cancelled(8*)	0	53	232	-179	-100.00%	97	0	8		None	P,S,T,M,VP SC	9	90+ Days	
155335	Panjim Greater	09/06/2023	Active(1)	19	19	27	-8	-29.63%	27	1	3		2	M,VP,SC	9	90+ Days	
181524	Sancoale	04/11/2025	Newly Chartered	22	22	0	22	100.00%	0		1			N VP,SC	N/R		
157385	Sattari Stars	03/11/2024	Active(1)	23	3	0	3	15.00%	20		9		2	N	7		
157662	Sirsi Sahyadri	05/22/2024	Active	23	2	0	2	9.52%	21		4		2	M,VP,SC	5		
Clubs more than two years old																	
62875	AGUADA 2000	03/03/2000	Active	15	0	0	0	0.00%	15		12			N M,VP,SC	8		
36776	ALDONA	03/06/1979	Active	46	3	0	3	6.98%	44		0			N	1		\$5,197.18
Exc Award (06/30/2016, 06/30/2019, 06/30/20																	
35891	ALEM DE MARGAO L C	06/21/1978	Active	52	3	1	2	4.00%	50	0	9			N S	3		\$4,599.57
Exc Award (06/30/2016, 06/30/2017, 06/30/20																	
40830	ALNAVAR	01/20/1982	Active(1)	23	0	1	-1	-4.17%	25	13	0			N VP,SC	1		
48505	ANJUNA	04/29/1988	Active(1)	22	22	50	-28	-56.00%	50	7	0			M,VP,SC	8		
Exc Award (06/30/2024)																	
138581	Ankola City	06/18/2019	Active	35	1	7	-6	-14.63%	41	4	8			N M	0		\$778.67
Exc Award (06/30/2024)																	
63706	ANKOLA KARAVALI	11/20/2000	Active	34	7	0	7	25.93%	27		0			N P,T	3		



Club Health Assessment for District 317 B through May 2025

			Status	Membership							Reports					Finance		LCIF
Club Number	Club Name	Charter Date		Current Member Count	YTD Members Added	YTD Members Dropped	YTD Net Growth	YTD Net Growth%	Member Count 12 Months Ago	Avg. length of service for dropped members	Months Since Last MMR ***	Yrs. Since Last Officer Report	President Rotation	Vice President Reported ****	Months Since Last Activity Report ***	Account Balance	Donations for current Fiscal Year	
			Number of times on status quo within last two years	If below 15 members appears				If net loss is greater than 20% appears			If no report in 3 months appears in	When more than one year appears in	Number of repeat terms	Notes the officers that do not have an active	If no report at 12 months red			
57089	ARPORA-NAGOA-PARRA	06/19/1995	Active	21	0	0	0	0.00%	21		0		None	P,T,M,VP,SC	9			
	Exc Award (06/30/2016)																	
78331	ASSAGAO	02/19/2004	Active(1)	9	0	2	-2	-18.18%	11	7	0		None	P,M,VP,SC	9			
39486	AVEDEM-PARODA	02/19/1981	Active(1)	24	2	1	1	4.35%	23	6	0		N	S,M	9			
26588	BAGALKOT	02/13/1971	Active	82	1	2	-1	-1.20%	94	2	2		R	VP	8		\$59.90	
	Exc Award (06/30/2019)																	
55344	BANKAPUR TOWN	02/22/1994	Active	23	0	0	0	0.00%	23		14		3	N	M,VP,SC	6		
26604	BELGAUM	09/29/1962	Active	59	2	0	2	3.51%	57		0		N	T,VP	0		\$59.90	
	Exc Award (06/30/2019, 06/30/2020, 06/30/2021)																	
54502	BELGAUM MID TOWN	05/21/1993	Active(1)	32	0	1	-1	-3.03%	35	25	2			P,M,VP,SC	3			
50209	BELGAUM SHAHAPUR	02/15/1990	Active	24	10	6	4	20.00%	25	15	0			M,VP,SC	2			
29557	BELGAUM TILAKWADI	06/20/1974	Active(1)	22	0	10	-10	-31.25%	32	19	0			VP,SC	8			
26605	BELLARY	11/16/1966	Active	67	0	7	-7	-9.46%	74	7	8		2	N	M,SC	4		
	Exc Award (06/30/2022)																	
37394	BELLARY CANTONMENT	06/29/1979	Active	29	1	5	-4	-12.12%	33	26	0		2	N	T,VP	10		
26608	BICHOLIM	11/15/1970	Active	26	0	0	0	0.00%	26		0			P,M,VP,SC	4			
	Exc Award (06/30/2024)																	
26609	BIJAPUR	04/28/1965	Active(1)	25	1	0	1	4.17%	24		1		2	M,VP,SC	9		\$207.25	
121307	Bijapur Pariwar	02/06/2014	Active(2)	19	19	19	0	0.00%	19	8	2			P,T,M,VP,SC	10			
29714	CALANGUTE	07/15/1974	Active	69	1	1	0	0.00%	72	0	0			VP,SC	1			
	Exc Award (06/30/2016, 06/30/2018, 06/30/2020)																	
146696	Calangute Coastal	06/18/2021	Active(1)	32	0	1	-1	-3.03%	41	2	7		2	M,VP,SC	10			
39833	CANACONA	04/28/1981	Active	37	4	5	-1	-2.63%	39	3	0			N		0		
	Exc Award (06/30/2020, 06/30/2024)																	
38525	CANDOLIM	05/28/1980	Active	41	14	37	-23	-35.94%	87	4	1			N	M,SC	0	\$1,006.29	
	Exc Award (06/30/2019, 06/30/2021, 06/30/2022)																	
50134	CHICALIM BOGMALO	01/19/1990	Active	25	1	0	1	4.17%	25		8		4	N	T	0		
	Exc Award (06/30/2019, 06/30/2023)																	



Club Health Assessment for District 317 B through May 2025

			Status	Membership							Reports					Finance		LCIF
Club Number	Club Name	Charter Date		Current Member Count	YTD Members Added	YTD Members Dropped	YTD Net Growth	YTD Net Growth%	Member Count 12 Months Ago	Avg. length of service for dropped members	Months Since Last MMR ***	Yrs. Since Last Officer Report	President Rotation	Vice President Reported ****	Months Since Last Activity Report ***	Account Balance	Donations for current Fiscal Year	
			Number of times on status quo within last two years	If below 15 members appears				If net loss is greater than 20% appears			If no report in 3 months appears in	When more than one year appears in	Number of repeat terms	Notes the officers that do not have an active	If no report at 12 months appears in red			
51424	CHODAN	03/13/1991	Active(2)	19	0	0	0	0.00%	22		0			N	1		\$999.94	
	Exc Award (06/30/2024)																	
31298	COLVA	10/22/1975	Active(1)	17	0	3	-3	-15.00%	20	13	0		None	P,T,M,VP,SC	9			
36636	CORTALIM	02/20/1979	Active	27	2	2	0	0.00%	27	3	7			N	1		\$898.47	
	Exc Award (06/30/2018)																	
152722	Curchorem Sanvordem	01/30/2023	Active	23	2	0	2	9.52%	21		2			M,VP,SC	2			
120003	DABOLIM	07/16/2013	Active	40	3	9	-6	-13.04%	46	8	1			N	0		\$1,000.06	
	Exc Award (06/30/2018, 06/30/2020, 06/30/2024)																	
31639	DANDELI CITY	01/28/1976	Active	48	1	5	-4	-7.69%	55	5	0			VP,SC	1		\$999.94	
26615	DHARWAD	11/03/1965	Active	67	7	4	3	4.69%	64	7	1			N	M	0		
	Exc Award (06/30/2023, 06/30/2024)																	
143385	Dharwad Galaxy	10/26/2020	Status Quo(3)	22	0	4	-4	-15.38%	28	4	5			N	S,M,SC	3	90+ Days	\$59.90
	Exc Award (06/30/2021, 06/30/2024)																	
26617	GADAG BETGERI	01/12/1964	Active	105	6	3	3	2.94%	102	1	2			R	M,SC	0		
	Exc Award (06/30/2024)																	
126816	Gadag City	02/29/2016	Active	15	0	0	0	0.00%	15		10		2	M,VP,SC	10			
26618	GANGAVATHI	01/03/1969	Active	122	6	7	-1	-0.81%	123	5	5			M,VP,SC	4			
	Exc Award (06/30/2018, 06/30/2024)																	
36666	GOKAK	02/28/1979	Active	28	2	5	-3	-9.68%	31	4	0			N	VP,SC	7		
35266	GOKARN	03/03/1978	Active	28	0	0	0	0.00%	29		0			N	P,T,M,SC	2		
	Exc Award (06/30/2023, 06/30/2024)																	
39834	HALIYAL	04/28/1981	Active(1)	33	0	0	0	0.00%	33		10			N	S	9		
26630	HAVERI	03/28/1973	Active	40	0	1	-1	-2.44%	42	52	0			N		0		
139541	Haveri Parivar	09/04/2019	Active	16	1	0	1	6.67%	0		8			N	M,VP,SC	3	\$1,000.06	
32994	HONNAVAR	11/18/1976	Active	65	0	1	-1	-1.52%	68	1	10			N	SC	0		
	Exc Award (06/30/2019, 06/30/2021)																	
26629	HOSPET	01/14/1968	Active	20	0	0	0	0.00%	20		2			M,VP,SC	2			
26625	HUBLI	11/09/1960	Active	107	3	0	3	2.88%	106		0			N		0	\$1,442.42	



Club Health Assessment for District 317 B through May 2025

			Status	Membership							Reports					Finance		LCIF
Club Number	Club Name	Charter Date		Current Member Count	YTD Members Added	YTD Members Dropped	YTD Net Growth	YTD Net Growth%	Member Count 12 Months Ago	Avg. length of service for dropped members	Months Since Last MMR ***	Yrs. Since Last Officer Report	President Rotation	Vice President Reported ****	Months Since Last Activity Report ***	Account Balance	Donations for current Fiscal Year	
			Number of times on status quo within last two years	If below 15 members appears				If net loss is greater than 20% appears			If no report in 3 months appears in	When more than one year appears in	Number of repeat terms	Notes the officers that do not have an active	If no report at 12 months appears in red			
Exc Award (06/30/2024)																		
131256	HUBLI CENTENNIAL	06/12/2017	Active	22	5	5	0	0.00%	21	5	0		3	M,VP,SC	1		\$101.83	
Exc Award (06/30/2019)																		
55171	HUBLI CITY	12/28/1993	Active	70	5	1	4	6.06%	65	25	0			N M	0			
Exc Award (06/30/2018, 06/30/2024)																		
140442	Hubli Gems	12/20/2019	Status Quo(1)	15	0	0	0	0.00%	15		4	1	None	P,S,T,M,VP SC	9	90+ Days		
65096	HUBLI PARIWAR	03/22/2002	Active	56	0	0	0	0.00%	61		5			M,VP,SC	9			
Exc Award (06/30/2016)																		
133798	Hubli Pearls	02/13/2018	Active(2)	12	13	12	1	9.09%	11	6	-1		2	M,VP,SC	9			
140308	Ilkal	01/09/2020	Active	24	0	0	0	0.00%	32		1			N M,VP	0			
41259	INDI	04/22/1982	Active(2)	20	0	0	0	0.00%	20		15			S,T,M,VP,SC	10			
26631	JAMKHANDI	11/17/1969	Active(1)	65	11	1	10	18.18%	55	1	0			N T,SC	1			
Exc Award (06/30/2016, 06/30/2019, 06/30/2020)																		
26636	KARWAR	11/29/1973	Active	33	0	0	0	0.00%	43		1			N P,SC	1		\$167.72	
Exc Award (06/30/2018, 06/30/2019, 06/30/2020)																		
26638	KHANAPUR	04/17/1973	Active	25	0	3	-3	-10.71%	28	22	1			N VP	0			
32050	KOPPAL	04/09/1976	Active	38	0	0	0	0.00%	38		10			N	2		\$999.94	
31904	KUMTA	03/19/1976	Active	57	3	1	2	3.64%	55	23	0			N T	1		\$2,000.12	
Exc Award (06/30/2021, 06/30/2024)																		
151898	Lingsugur	07/22/2022	Active	23	0	0	0	0.00%	23		23	1	None	P,S,T,M,VP SC	9			
39943	LOUTULIM	05/21/1981	Active	24	0	2	-2	-7.69%	26	5	1			N S,T,M,VP,SC	1			
Exc Award (06/30/2019, 06/30/2020)																		
125406	Mahalingpur Green Basin	07/17/2015	Active	43	12	0	12	38.71%	33		0			N T,M,SC	0			
46788	MAJORDA CANSOULIM VELSAO	12/15/1986	Active(1)	18	0	8	-8	-30.77%	27	9	1			M,VP,SC	7		\$999.94	
149784	Manvi	02/22/2022	Active(2)	6	0	4	-4	-40.00%	10	3	0		None	P,S,T,M,VP SC	8	90+ Days		
26644	MAPUCA	03/04/1965	Active	37	1	0	1	2.78%	36		0			N VP,SC	7			
Exc Award (06/30/2021)																		



Club Health Assessment for District 317 B through May 2025

			Status	Membership								Reports					Finance		LCIF
Club Number	Club Name	Charter Date		Current Member Count	YTD Members Added	YTD Members Dropped	YTD Net Growth	YTD Net Growth%	Member Count 12 Months Ago	Avg. length of service for dropped members	Months Since Last MMR ***	Yrs. Since Last Officer Report	President Rotation	Vice President Reported ****	Months Since Last Activity Report ***	Account Balance	Donations for current Fiscal Year		
			Number of times on status quo within last two years	If below 15 members appears	If net loss is greater than 20% appears					If no report in 3 months appears in		When more than one year appears in	Number of repeat terms	Notes the officers that do not have an active	If no report at 12 months appears in red				
67291	MAPUSA SUBURBAN	02/11/2003	Active	14	4	1	3	27.27%	11	19	0			N	0	90+ Days	\$999.94		
148711	Marcel	11/19/2021	Cancelled(8*)	0	0	26	-26	-100.00%	26	3	5	1	None	P,S,T,M,VP SC	9				
26645	MARGAO	11/05/1962	Active	30	1	1	0	0.00%	30	3	1			M,VP,SC	1				
105077	MARGAO CENTRAL	03/26/2009	Active	11	0	1	-1	-8.33%	13	2	2			S,T,M,VP,SC	8				
Exc Award (06/30/2020)																			
57906	MARGAO GOMAT-GOGOL	02/20/1996	Active(2)	26	5	6	-1	-3.70%	27	6	0			N	T	0	90+ Days		
Exc Award (06/30/2024)																			
42729	MARGAO RAVANFOND	05/31/1983	Active	35	1	1	0	0.00%	35	6	0			P,T,M,VP,SC	0				
117004	MARGAO SAHELI	05/30/2012	Active(1)	5	5	8	-3	-37.50%	15	7	2		2	P,T,M,VP,SC	9				
Exc Award (06/30/2018)																			
41099	MARGAO SOUTH	03/09/1982	Status Quo(2)	8	0	0	0	0.00%	8		10	1	None	P,S,T,M,VP SC	9				
40965	MASKI	02/23/1982	Active	36	1	1	0	0.00%	36	3	0			P,T,M,VP,SC	2				
Exc Award (06/30/2023, 06/30/2024)																			
60837	MORMUGAO	06/01/1998	Active	23	0	0	0	0.00%	26		9			T,M,VP,SC	8				
125405	Mudalgi Pariwar	07/16/2015	Active	44	0	0	0	0.00%	44		0			N	T,SC	0			
29240	MUDDEBIHAL	04/26/1974	Active	28	5	0	5	21.74%	23		0			T,M,VP,SC	0				
56464	MUDHOL TOWN	01/25/1995	Active	32	3	5	-2	-5.88%	34	1	0			N	VP	10			
101632	MURUDESHWAR	03/27/2008	Active	29	1	0	1	3.57%	28		0			N		1			
Exc Award (06/30/2019)																			
26651	NARGUND	04/09/1973	Active(1)	40	0	1	-1	-2.44%	41	1	10			P,M,VP,SC	10	\$999.94			
37107	NAVELIM	05/08/1979	Active	33	2	0	2	6.45%	31		1			M,VP,SC	2				
Exc Award (06/30/2016, 06/30/2019, 06/30/2020)																			
37539	NUVEM-VERNA L C	09/20/1979	Active	20	1	3	-2	-9.09%	22	10	4			N			1		
Exc Award (06/30/2018, 06/30/2023)																			
45848	OLD GOA	02/17/1986	Active	25	0	0	0	0.00%	25		3			M,VP,SC	4	\$1,000.06			
Exc Award (06/30/2023)																			
26657	PANJIM L C	09/07/1962	Active	35	4	6	-2	-5.41%	36	9	0			N		0			
Exc Award (06/30/2023)																			




Club Health Assessment for District 317 B through May 2025

			Status	Membership							Reports					Finance		LCIF
Club Number	Club Name	Charter Date		Current Member Count	YTD Members Added	YTD Members Dropped	YTD Net Growth	YTD Net Growth%	Member Count 12 Months Ago	Avg. length of service for dropped members	Months Since Last MMR ***	Yrs. Since Last Officer Report	President Rotation	Vice President Reported ****	Months Since Last Activity Report ***	Account Balance	Donations for current Fiscal Year	
			Number of times on status quo within last two years	If below 15 members appears				If net loss is greater than 20% appears			If no report in 3 months appears in	When more than one year appears in	Number of repeat terms	Notes the officers that do not have an active	If no report at 12 months appears in red			
26658	PONDA	09/30/1965	Active	61	5	0	5	8.93%	57		0			N	3		\$259.90	
	Exc Award (06/30/2016, 06/30/2017, 06/30/2018)																	
54681	PONDA CITY	06/28/1993	Active	30	3	3	0	0.00%	30	25	0			N	2			
	Exc Award (06/30/2016, 06/30/2018, 06/30/2019)																	
139209	Ponda Midtown	07/17/2019	Active	22	0	0	0	0.00%	28		0			N	9			
	Exc Award (06/30/2021)																	
29559	PORVORIM	06/20/1974	Active(2)	21	0	0	0	0.00%	21		18		4	S,M,VP,SC	9			
26662	RAMDURG	05/05/1972	Active	31	3	3	0	0.00%	31	9	0			M,VP,SC	0			
34068	RANEBENNUR	06/08/1977	Active	88	27	0	27	44.26%	67		0			N	M,SC	6		
	Exc Award (06/30/2016, 06/30/2019)																	
48455	RANIBENNUR CITY	04/18/1988	Active(1)	15	0	0	0	0.00%	15		27	1	None	P,S,T,M,VP SC	9			
40578	RATTIHALLI	11/30/1981	Active	41	6	0	6	17.14%	35		6			T,M,VP,SC	0			
106476	SADASHIVAGAD	08/31/2009	Active	15	1	0	1	7.14%	15		3		2	R	T,SC	9		
130163	Salcete	03/08/2017	Active(1)	19	0	8	-8	-29.63%	27	4	5			T,M,VP,SC	9			
	Exc Award (06/30/2021, 06/30/2024)																	
48456	SANKHALI	04/18/1988	Active	44	0	2	-2	-4.35%	47	22	1			P,M,VP,SC	2			
	Exc Award (06/30/2019, 06/30/2024)																	
100388	SAVANUR TOWN	10/16/2007	Active	10	0	0	0	0.00%	10		15		2	P,M,VP,SC	10			
26669	SIDDAPUR	11/07/1973	Active	32	4	0	4	14.29%	28		0			N	S,VP	0	\$1,275.47	
	Exc Award (06/30/2021, 06/30/2024)																	
42131	SINDGI	12/07/1982	Active	19	6	1	5	35.71%	14	42	6			M,VP,SC	9			
33786	SINDHANOOR	04/04/1977	Active	58	1	0	1	1.75%	58		1			N	M	1		
	Exc Award (06/30/2023)																	
26670	SIRSI	11/29/1973	Active	116	12	7	5	4.50%	111	13	0			N	SC	0	\$2,411.02	
	Exc Award (06/30/2019, 06/30/2021, 06/30/2024)																	
54660	TIVIM	06/24/1993	Active	30	11	1	10	50.00%	20	14	0			N	P,VP	2		
59345	UGAR	04/04/1997	Active(1)	41	2	1	1	2.50%	40	3	0			N	SC	3		
26679	VASCO DA GAMA	08/10/1963	Active	31	0	0	0	0.00%	32		0			N	M,SC	1		



Club Health Assessment for District 317 B through May 2025

			Status	Membership							Reports					Finance	LCIF	
Club Number	Club Name	Charter Date		Current Member Count	YTD Members Added	YTD Members Dropped	YTD Net Growth	YTD Net Growth%	Member Count 12 Months Ago	Avg. length of service for dropped members	Months Since Last MMR ***	Yrs. Since Last Officer Report	President Rotation	Vice President Reported ****	Months Since Last Activity Report ***	Account Balance	Donations for current Fiscal Year	
			Number of times on status quo within last two years	If below 15 members appears			If net loss is greater than 20% appears				If no report in 3 months appears in	When more than one year appears in	Number of repeat terms		Notes the officers that do not have an active	If no report at 12 months appears in red		
Exc Award (06/30/2020, 06/30/2022, 06/30/2024) 103543 YELLAPUR TOWN 09/04/2008 Exc Award (06/30/2024)			Active	29	4	0	4	16.00%	31		9			N T,M,VP	0			

Clubs Cancelled Previous Fiscal Year – Clubs Cancelled within last 12 months may be reinstated

Club Number	Club Name	Charter Date	Current Status*	Cancellation Date
149117	Bailhongal	02/01/2022	Cancelled(8*)	12/29/2023
133557	Vasco Port Town	01/11/2018	Cancelled(8*)	01/29/2024

Current Total Clubs Count	YTD New Clubs Count	YTD Cancelled Clubs Count	YTD Net Club Gain	Current Total Members Count	YTD Add	YTD Drop	YTD Net Growth	YTD Net Growth %	Member Count 12 Months Ago	Average Member Count Per Club	% of Clubs with less than 20 members	% No MMR in 3 Months	% No Officer Report in 12 Months	% of Clubs with balance 90+ days	Number of Clubs in Status Quo	% Status Quo Clubs in Financial Suspension	Number of Cancelled Clubs	Average Cancelled Club Age	Members Lost Due to Cancellation	% of Clubs Cancelled for Non-Financial Reasons
110	3	5	-2	3,750	445	701	-256	-6.39%	4,014	34	20%	35%	5%	5%	3	100%	5	3	368	-40%

* - P - Priority Club. Cancellation Reasons: 1-Objectives/conduct, 2-Non-active club, 5-Non-existing club, 6-Disbanding, 7-Merger, 8-Financial Suspension, 9-District/Multiple District Dues.

** - Abbreviation: P-President, S-Secretary, T-Treasurer, M-Member Chairperson, VP-First Vice President, MC-Communications Chairperson, SC-Service Chairperson

*** - Abbreviation: N/R - Never reported using the Lions Clubs website, N/A - Not applicable, No password registered for the Lions Clubs website.

**** - Abbreviation: N - New, IP - Immediate Past, R - Repeat.



Club Health Assessment for District 317 C through May 2025

			Status	Membership							Reports					Finance		LCIF
Club Number	Club Name	Charter Date		Current Member Count	YTD Members Added	YTD Members Dropped	YTD Net Growth	YTD Net Growth%	Member Count 12 Months Ago	Avg. length of service for dropped members	Months Since Last MMR ***	Yrs. Since Last Officer Report	President Rotation	Vice President Reported ****	Months Since Last Activity Report ***	Account Balance	Donations for current Fiscal Year	
			Number of times on status quo within last two years	If below 15 members appears					If net loss is greater than 20% appears			If no report in 3 months appears in	When more than one year appears in	Number of repeat terms	Notes the officers that do not have an active	If no report at 12 months appears in red		
Clubs less than two years old																		
156330	Kota Giliyaru	09/30/2023	Active	32	5	2	3	10.34%	30	1	5		2	T,M,VP,SC	3			
178759	Kundapura Weight Zone	09/30/2024	Active	29	29	0	29	100.00%	0		8			M,VP,SC	4			
157749	Nittur Sampekatte	03/18/2024	Active(2)	16	0	0	0	0.00%	20		11		2	T,M,VP,SC	9			
156339	Thalaku Tarasu	12/30/2023	Active(1)	22	0	0	0	0.00%	22		8			P,M,VP,SC	6			
156279	Udupi Samruddhi	09/30/2023	Active(1)	20	0	0	0	0.00%	20		10		2	R M,SC	4			
Clubs more than two years old																		
145729	Agumbe	04/06/2021	Active	16	1	3	-2	-11.11%	19	2	1			T,M,VP,SC	4			
Exc Award (06/30/2023)																		
126589	Ajekar	02/12/2016	Active	20	2	0	2	11.11%	16		0			N S,T,M,VP,SC	4			
57638	AMBALPADY	12/08/1995	Active	23	3	1	2	9.52%	22	6	1			S,T,M,VP,SC	4			
Exc Award (06/30/2018)																		
142240	Ambalpady Pride	07/24/2020	Active	16	0	8	-8	-33.33%	25	4	0			M,VP,SC	4		\$2,024.56	
Exc Award (06/30/2021, 06/30/2023)																		
138960	Ardi Belve Goliangadi	07/15/2019	Active	39	5	1	4	11.43%	35	0	0			M,VP,SC	4			
144164	Aroor Cherkady	12/24/2020	Cancelled(8*)	0	0	11	-11	-100.00%	11	4	14	1	None	P,S,T,M,VP SC	10	90+ Days		
46458	B R PROJECT LAKE CITY	06/30/1986	Active(1)	16	4	9	-5	-23.81%	22	4	0			N S	3			
138959	Bannady Vaddarse	07/14/2019	Active	38	7	3	4	11.76%	37	2	1			S,T,M,VP,SC	4		\$1,000.30	
134062	Bannanje Tigor	03/20/2018	Cancelled(8*)	0	13	35	-22	-100.00%	22	5	5		None	P,S,T,M,VP SC	8	90+ Days		
138961	Bantakal B C Road	07/15/2019	Active	19	4	1	3	18.75%	16	5	2			M,VP,SC	0			
Exc Award (06/30/2024)																		
146099	Bantakal Jasmine	05/14/2021	Active	12	2	0	2	20.00%	11		2			M,VP,SC	4			
143146	Barkur	10/07/2020	Active	16	1	2	-1	-5.88%	19	3	7			T,M,VP,SC	4			
45849	BELMAN	02/07/1986	Active	23	0	0	0	0.00%	23		1			M,VP,SC	4			
Exc Award (06/30/2018, 06/30/2021)																		
143145	Belman Century	10/21/2020	Active	18	1	1	0	0.00%	17	4	1			T,M,VP,SC	2			



Club Health Assessment for District 317 C through May 2025

			Status	Membership							Reports					Finance		LCIF
Club Number	Club Name	Charter Date		Current Member Count	YTD Members Added	YTD Members Dropped	YTD Net Growth	YTD Net Growth%	Member Count 12 Months Ago	Avg. length of service for dropped members	Months Since Last MMR ***	Yrs. Since Last Officer Report	President Rotation	Vice President Reported ****	Months Since Last Activity Report ***	Account Balance	Donations for current Fiscal Year	
			Number of times on status quo within last two years	If below 15 members appears				If net loss is greater than 20% appears			If no report in 3 months appears in	When more than one year appears in	Number of repeat terms	Notes the officers that do not have an active	If no report at 12 months appears in red			
26606	BHADRAVATI	01/18/1967	Active	81	2	1	1	1.25%	87	18	1			N	S,T,M,VP,SC	3		
	Exc Award (06/30/2021, 06/30/2023)																	
47674	BHADRAVATI SUGAR TOWN	08/17/1987	Active	40	6	3	3	8.11%	42	5	1			N	T,SC	4		
	Exc Award (06/30/2021)																	
146291	Bheemasamudra	05/25/2021	Cancelled(8*)	0	0	12	-12	-100.00%	12	4	9		None		P,S,T,M,VP SC	10	90+ Days	
135752	Brahmagiri	08/21/2018	Active	48	7	6	1	2.13%	48	4	0				T,M,VP,SC	1		
	Exc Award (06/30/2021, 06/30/2023)																	
26610	BRAMAHAVAR-BARKUR L C	02/14/1973	Active	51	11	1	10	24.39%	46	23	0			N	T,M,VP	3	\$1,006.29	
	Exc Award (06/30/2023)																	
119224	BYNDOOR UPPUNDA	04/24/2013	Active	25	2	6	-4	-13.79%	29	5	0				M,VP,SC	3		
	Exc Award (06/30/2023)																	
96455	CHALLAKERE OIL CITY	03/08/2006	Active	15	0	0	0	0.00%	15		0				S,M,VP,SC	2		
	Exc Award (06/30/2023)																	
146347	Channagiri	06/09/2021	Active(1)	9	3	1	2	28.57%	4	4	0				M,VP,SC	8		
121371	Channagiri Channammaji	02/13/2014	Active(1)	24	2	1	1	4.35%	26	3	0				T,M,VP,SC	2		
	Exc Award (06/30/2021)																	
144035	Chitradurga Fort City	12/23/2020	Active(1)	4	0	3	-3	-42.86%	7	4	0		3		T,M,VP,SC	8		
142710	Davanagere Aasare	08/27/2020	Active	12	1	0	1	9.09%	11		10				S,M,VP,SC	5		
46177	DAVANAGERE VIDYANAGAR	05/09/1986	Active	33	16	2	14	73.68%	19	11	0				T,M,VP,SC	4		
26614	DAVANGERE	05/15/1969	Active(1)	114	25	2	23	25.27%	97	23	0			N	VP,SC	2	\$2,024.56	
	Exc Award (06/30/2022, 06/30/2023)																	
141649	Hakladi Channakeshava	06/19/2020	Active	39	5	3	2	5.41%	37	4	0				T,M,VP,SC	0		
145887	Haklady Laxmi	04/29/2021	Cancelled(8*)	0	0	6	-6	-100.00%	6	4	18	1	None		P,S,T,M,VP SC	10	90+ Days	
127177	Halady Bidkalkatte	04/25/2016	Active(1)	25	0	0	0	0.00%	28		9				T,M,VP,SC	8		
	Exc Award (06/30/2021)																	
58979	HANGLUR	12/20/1996	Active	71	19	0	19	36.54%	52		0				S,T,M,VP,SC	2	\$3,018.87	
	Exc Award (06/30/2021, 06/30/2023, 06/30/2025)																	
146229	Harihar City	05/19/2021	Cancelled(8*)	0	0	10	-10	-100.00%	10	4	14	1	None		P,S,T,M,VP SC	10	90+ Days	



Club Health Assessment for District 317 C through May 2025

			Status	Membership							Reports					Finance		LCIF
Club Number	Club Name	Charter Date		Current Member Count	YTD Members Added	YTD Members Dropped	YTD Net Growth	YTD Net Growth%	Member Count 12 Months Ago	Avg. length of service for dropped members	Months Since Last MMR ***	Yrs. Since Last Officer Report	President Rotation	Vice President Reported ****	Months Since Last Activity Report ***	Account Balance	Donations for current Fiscal Year	
			Number of times on status quo within last two years	If below 15 members appears				If net loss is greater than 20% appears			If no report in 3 months appears in	When more than one year appears in	Number of repeat terms	Notes the officers that do not have an active	If no report at 12 months appears in red			
66944	HEBRI CITY	12/18/2002	Active	29	0	0	0	0.00%	26		2			M,VP,SC	2			
	Exc Award (06/30/2021)																	
60804	HIRIADKA	05/19/1998	Active	34	8	0	8	30.77%	26		9			M,VP,SC	4			
	Exc Award (06/30/2021, 06/30/2022, 06/30/2023)																	
43434	HIRIYUR	01/16/1984	Active(1)	8	0	7	-7	-46.67%	15	20	0			S,T,M,VP,SC	4			
146129	Holalkere	05/11/2021	Cancelled(8*)	0	0	10	-10	-100.00%	10	3	9		None	P,S,T,M,VP SC	10	90+ Days		
146722	Holalur	06/18/2021	Active(2)	8	1	0	1	14.29%	7		9			T,M,VP,SC	8			
46118	HOLEHONNUR	04/15/1986	Active	30	0	1	-1	-3.23%	31	3	0			M,VP,SC	8			
124757	Honnali Thungabhadra	04/29/2015	Active	16	3	4	-1	-5.88%	20	6	5			M,VP,SC	8			
120858	Hosadurga Dalimbe	12/04/2013	Active(1)	10	0	19	-19	-65.52%	20	4	0		3	S,T,M,VP,SC	8			
144090	Hosanagara Kodachadri	12/23/2020	Active(1)	11	0	3	-3	-21.43%	14	4	5			M,VP,SC	10			
	Exc Award (06/30/2023)																	
146015	Jagaluru Amma	05/14/2021	Cancelled(8*)	0	0	7	-7	-100.00%	7	4	14	1	None	P,S,T,M,VP SC	10	90+ Days		
53168	KALLIANPUR	05/27/1992	Active	14	0	11	-11	-44.00%	25	13	2		2	T,M,VP,SC	8			
	Exc Award (06/30/2023)																	
145025	Kallianpur Swarna	02/23/2021	Active(1)	7	3	1	2	40.00%	5	0	2		5	M,VP,SC	8			
145980	Kanasinakatte	05/04/2021	Cancelled(8*)	0	0	15	-15	-100.00%	15	2	14	1	None	P,S,T,M,VP SC	10	90+ Days		
26635	KARKALA	12/06/1968	Active	34	11	5	6	21.43%	30	3	0			N S,T	3			
	Exc Award (06/30/2022)																	
148506	Karkala City	10/25/2021	Active	10	1	2	-1	-9.09%	20	4	0		2	T,M,VP,SC	8			
144482	Katapadi	12/30/2020	Active	12	1	1	0	0.00%	12	2	0			S,M,VP,SC	8			
34067	KAUP	06/13/1977	Active	16	0	0	0	0.00%	17		4		2	M,VP,SC	8			
146006	Kenjoor	05/04/2021	Cancelled(8*)	0	0	7	-7	-100.00%	7	3	14	1	None	P,S,T,M,VP SC	10	90+ Days		
153698	Konanduru Sharavathi	03/22/2023	Active(2)	10	10	16	-6	-37.50%	16	2	0		2	N M,VP,SC	8			
138507	Korgi Kalavara	06/27/2019	Cancelled(8*)	0	0	15	-15	-100.00%	15	4	5	1	None	P,S,T,M,VP SC	10	90+ Days		
136963	Kota Brahnavara	12/05/2018	Status Quo	29	0	0	0	0.00%	29		28	2	None	P,S,T,M,VP SC	22			
	Exc Award (06/30/2021)																	



Club Health Assessment for District 317 C through May 2025

			Status	Membership							Reports					Finance		LCIF
Club Number	Club Name	Charter Date		Current Member Count	YTD Members Added	YTD Members Dropped	YTD Net Growth	YTD Net Growth%	Member Count 12 Months Ago	Avg. length of service for dropped members	Months Since Last MMR ***	Yrs. Since Last Officer Report	President Rotation	Vice President Reported ****	Months Since Last Activity Report ***	Account Balance	Donations for current Fiscal Year	
			Number of times on status quo within last two years	If below 15 members appears					If net loss is greater than 20% appears		If no report in 3 months appears in	When more than one year appears in	Number of repeat terms	Notes the officers that do not have an active	If no report at 12 months appears in red			
123428	Koteshwara	10/22/2014	Active	32	5	7	-2	-5.88%	36	7	0			T,M,VP,SC	3			
Exc Award (06/30/2023, 06/30/2024)																		
26527	KUNDAPURA	07/10/1973	Active	69	3	0	3	4.55%	67		0		N	T	8			
Exc Award (06/30/2022)																		
146687	Kundapura Amritdhaara	06/18/2021	Active	20	1	0	1	5.26%	14		9			M,VP,SC	8			
Exc Award (06/30/2023)																		
123652	Kundapura City Centre	11/18/2014	Active	29	1	2	-1	-3.33%	30	7	0			P,M,VP,SC	6			
Exc Award (06/30/2023)																		
138963	Kundapura Coastal	07/14/2019	Active	27	5	0	5	22.73%	22		9			M,VP,SC	4			
Exc Award (06/30/2024)																		
138964	Kundapura Crown	07/14/2019	Active(1)	29	11	0	11	61.11%	20		0			S,T,M,VP,SC	4			
Exc Award (06/30/2023)																		
143865	Kundapura Engineers	12/17/2020	Active	13	2	1	1	8.33%	12	1	7		N	M,SC	10			
146665	Kunjibettu	06/18/2021	Active(1)	10	3	0	3	42.86%	4		1			M,VP,SC	4			
36777	MALEBENNUR	03/12/1979	Active	22	1	4	-3	-12.00%	26	5	0		R	M	0			
46461	MALPE	06/30/1986	Active	29	0	0	0	0.00%	31		11			T,M,VP,SC	4			
Exc Award (06/30/2023)																		
53169	MANIPAL	05/27/1992	Active	51	1	16	-15	-22.73%	60	1	2		N	T	4		\$1,000.06	
Exc Award (06/30/2018, 06/30/2023, 06/30/2024)																		
124554	Manipal University Campus	04/06/2015	Cancelled(8*)	0	0	9	-9	-100.00%	9	3	14		None	P,S,T,M,VP SC	10	90+ Days		
136964	Manipal Valley	12/26/2018	Active	21	5	4	1	5.00%	21	3	0		2	N	S,T,SC	4		
Exc Award (06/30/2021)																		
145758	Manipal Yukthi	04/26/2021	Active	9	0	3	-3	-25.00%	12	2	6			T,M,VP,SC	4			
66939	MOLAHALLI HUNSEMAKKI SHIVASHA	12/18/2002	Active	27	0	2	-2	-6.90%	31	18	5			M,VP,SC	4			
Exc Award (06/30/2016)																		
60376	MOODUBELLE	02/16/1998	Active	63	9	8	1	1.61%	60	7	0			M,VP,SC	0			
Exc Award (06/30/2018, 06/30/2021)																		
58379	MUDARANGADI	06/03/1996	Active	14	6	1	5	55.56%	10	0	0			T,M,VP,SC	6			



Club Health Assessment for District 317 C through May 2025

			Status	Membership							Reports					Finance		LCIF
Club Number	Club Name	Charter Date		Current Member Count	YTD Members Added	YTD Members Dropped	YTD Net Growth	YTD Net Growth%	Member Count 12 Months Ago	Avg. length of service for dropped members	Months Since Last MMR ***	Yrs. Since Last Officer Report	President Rotation	Vice President Reported ****	Months Since Last Activity Report ***	Account Balance	Donations for current Fiscal Year	
			Number of times on status quo within last two years	If below 15 members appears				If net loss is greater than 20% appears			If no report in 3 months appears in	When more than one year appears in	Number of repeat terms	Notes the officers that do not have an active	If no report at 12 months appears in red			
51864	MUNDKUR KANDANDALE	06/18/1991	Active	42	1	3	-2	-4.55%	47	2	2			S,T,M,VP,SC	4			
84930	MUNIYAL	03/01/2005	Active	30	1	1	0	0.00%	40	11	10			P,M,VP,SC	9			
Exc Award (06/30/2016, 06/30/2021, 06/30/2022)																		
143047	Navunda	10/16/2020	Active	27	5	5	0	0.00%	27	2	5			T,M,VP,SC	8			
Exc Award (06/30/2022)																		
106913	NIREBAILOOR	12/01/2009	Active	28	1	1	0	0.00%	34	4	2		R	S,T,M,SC	8			
Exc Award (06/30/2021)																		
47953	PADUBIDRI	12/14/1987	Active	31	1	0	1	3.33%	30		1			P,M,VP,SC	9			
Exc Award (06/30/2018, 06/30/2021)																		
143465	Padubidri Spoorthi	11/19/2020	Active	16	0	0	0	0.00%	16		11			S,T,M,VP,SC	10			
54631	PARKALA	06/21/1993	Active	29	0	0	0	0.00%	28		1			P,VP,SC	0			
Exc Award (06/30/2018, 06/30/2023)																		
138965	Pethri	07/15/2019	Active(1)	26	7	0	7	36.84%	20		9			S,T,M,VP,SC	7			
26664	SAGAR	03/30/1973	Active	54	2	6	-4	-6.90%	58	4	0		N	T,M,SC	1			
Exc Award (06/30/2021, 06/30/2024)																		
60816	SANTHEKATTE	05/26/1998	Active	29	0	0	0	0.00%	30		1			N S,M,VP,SC	7			
141032	Sanyasi Kodamaggi	03/11/2020	Active(1)	16	16	19	-3	-15.79%	20	3	1		None	N P,T,VP	7			
126357	Sarvodaya Nagar	01/29/2016	Active	40	0	10	-10	-20.00%	52	4	1			N T,M	3			
Exc Award (06/30/2021)																		
26668	SHIKARIPUR	03/30/1973	Active(1)	52	3	2	1	1.96%	51	15	9			S,T,M,VP,SC	0			
Exc Award (06/30/2023)																		
26667	SHIMOGA	11/11/1964	Active	28	0	0	0	0.00%	27		0		2	T,M,VP,SC	4			
Exc Award (06/30/2024)																		
97523	SHIMOGA COSMOPOLITAN	06/30/2006	Active(1)	29	0	3	-3	-9.38%	35	3	8			T,M,VP,SC	7			
Exc Award (06/30/2021)																		
107899	SHIRALAKOPPA	03/26/2010	Status Quo(2)	35	0	2	-2	-5.41%	53	7	10			P,T,M,VP,SC	4	90+ Days		
Exc Award (06/30/2018, 06/30/2021, 06/30/2022)																		
97544	SHIRVA MANCHAKAL	06/30/2006	Active	27	5	1	4	17.39%	23	9	9			N	0			



Club Health Assessment for District 317 C through May 2025

			Status	Membership							Reports					Finance		LCIF
Club Number	Club Name	Charter Date		Current Member Count	YTD Members Added	YTD Members Dropped	YTD Net Growth	YTD Net Growth%	Member Count 12 Months Ago	Avg. length of service for dropped members	Months Since Last MMR ***	Yrs. Since Last Officer Report	President Rotation	Vice President Reported ****	Months Since Last Activity Report ***	Account Balance	Donations for current Fiscal Year	
			Number of times on status quo within last two years	If below 15 members appears				If net loss is greater than 20% appears			If no report in 3 months appears in	When more than one year appears in	Number of repeat terms	Notes the officers that do not have an active	If no report at 12 months appears in red			
Exc Award (06/30/2023)																		
26671	SORAB	05/17/1972	Active	49	2	2	0	0.00%	49	11	0			N T	0			
Exc Award (06/30/2021, 06/30/2024)																		
60229	SUBHASNAGAR	12/30/1997	Active	15	0	0	0	0.00%	10		1			T,M,VP,SC	4			
Exc Award (06/30/2021)																		
135809	Tallur	08/22/2018	Active	22	0	6	-6	-21.43%	28	3	5			S,M,VP,SC	4			
118316	THEKKATTE	11/15/2012	Active	39	5	0	5	14.71%	32		9			S,T,M,VP,SC	4			
Exc Award (06/30/2021)																		
38008	THIRTHAHALLI	01/24/1980	Active	32	2	0	2	6.67%	30		0			S,T,M,VP,SC	4			
Exc Award (06/30/2021)																		
87877	TRASI GANGOLLY	04/25/2005	Active	15	0	1	-1	-6.25%	16	3	9			M,VP,SC	9			
26678	UDIPI	03/22/1960	Active	74	11	2	9	13.85%	65	7	0			T,M,VP,SC	4		\$1,006.29	
Exc Award (06/30/2018)																		
151936	Udupi Amrith	08/03/2022	Active	22	0	1	-1	-4.35%	26	2	5			T,M,VP,SC	2		\$1,006.29	
116550	UDUPI BANNANJE	04/10/2012	Active	17	6	2	4	30.77%	21	12	0			M,VP,SC	1			
116305	UDUPI CHETHANA	03/13/2012	Active	41	2	2	0	0.00%	45	4	0			T,M,VP,SC	4			
Exc Award (06/30/2021, 06/30/2022, 06/30/2024)																		
125814	Udupi Karavali	09/21/2015	Active(1)	4	0	1	-1	-20.00%	5	4	5		2	M,VP,SC	4			
Exc Award (06/30/2021)																		
144270	Udupi Lakshya	12/29/2020	Active	35	7	4	3	9.38%	31	3	4			N SC	1			
56308	UDUPI MID-TOWN	12/05/1994	Active	44	6	3	3	7.32%	41	11	5			T,M,VP,SC	4			
Exc Award (06/30/2023)																		
84933	UDUPI PRAKRITHI	03/01/2005	Active	27	6	0	6	28.57%	21		1			T,M,VP,SC	2			
66949	UDUPI SANGAMA	12/18/2002	Active(2)	16	9	6	3	23.08%	15	14	0		2	T,M,VP,SC	4			
87952	UDUPI SOUTH	05/02/2005	Active	17	0	0	0	0.00%	17		10			M,VP,SC	4			
Exc Award (06/30/2021)																		
55243	UDUPI-INDRALI	01/25/1994	Active	63	0	7	-7	-10.00%	70	5	1			M,VP,SC	4			
Exc Award (06/30/2022)																		



Club Health Assessment for District 317 C through May 2025

			Status	Membership							Reports					Finance		LCIF
Club Number	Club Name	Charter Date		Current Member Count	YTD Members Added	YTD Members Dropped	YTD Net Growth	YTD Net Growth%	Member Count 12 Months Ago	Avg. length of service for dropped members	Months Since Last MMR ***	Yrs. Since Last Officer Report	President Rotation	Vice President Reported ****	Months Since Last Activity Report ***	Account Balance	Donations for current Fiscal Year	
			Number of times on status quo within last two years	If below 15 members appears				If net loss is greater than 20% appears			If no report in 3 months appears in	When more than one year appears in	Number of repeat terms	Notes the officers that do not have an active	If no report at 12 months appears in red			
47676	UDYAVARA	08/17/1987	Active	34	2	0	2	6.25%	35		1			N	S,T,M,VP,SC	4		
	Exc Award (06/30/2022)																	
135797	Udyavara Sunshine	10/16/2018	Active	35	3	1	2	6.06%	33	3	0				S,M,VP,SC	2		
	Exc Award (06/30/2021)																	
139664	Ulavi	09/03/2019	Active(2)	25	0	0	0	0.00%	30		0				S,M,VP,SC	4		
61917	VADERAHOBOLI	05/10/1999	Active	22	8	1	7	46.67%	24	1	4				S,M,VP,SC	4		
61502	VARAHI-MASTHIKATTE	02/08/1999	Active	18	0	1	-1	-5.26%	19	10	0		21		M,VP,SC	4		
99014	YEDEHALLI	04/03/2007	Active	25	0	0	0	0.00%	25		1		3		T,M,VP,SC	4		

Clubs Cancelled Previous Fiscal Year – Clubs Cancelled within last 12 months may be reinstated

Club Number	Club Name	Charter Date	Current Status*	Cancellation Date
143523	Davangere Nesara	12/02/2020	Cancelled(8*)	12/29/2023
150309	Hejamady	04/14/2022	Cancelled(8*)	12/29/2023
143784	Hiriadka Harsha	12/10/2020	Cancelled(6*)	07/29/2023
60276	JAGALUR	01/06/1998	Cancelled(8*)	08/29/2023
143386	Molahalli Shanthi	10/27/2020	Cancelled(8*)	07/29/2023
138206	Ranganapalke	05/07/2019	Cancelled(6*)	07/29/2023
138966	Thogarsi	07/17/2019	Cancelled(8*)	12/29/2023
118063	UDUPI-ROYAL	10/19/2012	Cancelled(6*)	07/29/2023

Current Total Clubs Count	YTD New Clubs Count	YTD Cancelled Clubs Count	YTD Net Club Gain	Current Total Members Count	YTD Add	YTD Drop	YTD Net Growth	YTD Net Growth %	Member Count 12 Months Ago	Average Member Count Per Club	% of Clubs with less than 20 members	% No MMR in 3 Months	% No Officer Report in 12 Months	% of Clubs with balance 90+ days	Number of Clubs in Status Quo	% Status Quo Clubs in Financial Suspension	Number of Cancelled Clubs	Average Cancelled Club Age	Members Lost Due to Cancellation	% of Clubs Cancelled for Non-Financial Reasons
104	1	11	-10	2,939	378	408	-30	-1.01%	3,074	28	35%	36%	1%	1%	2	50%	11	10	137	-45%

* - P - Priority Club. Cancellation Reasons: 1-Objectives/conduct, 2-Non-active club, 5-Non-existing club, 6-Disbanding, 7-Merger, 8-Financial Suspension, 9-District/Multiple District Dues.

** - Abbreviation: P-President, S-Secretary, T-Treasurer, M-Member Chairperson, VP-First Vice President, MC-Communications Chairperson, SC-Service Chairperson

*** - Abbreviation: N/R - Never reported using the Lions Clubs website, N/A - Not applicable, No password registered for the Lions Clubs website.

**** - Abbreviation: N - New, IP - Immediate Past, R - Repeat.



Club Health Assessment for District 317 D through May 2025

			Status	Membership							Reports					Finance		LCIF
Club Number	Club Name	Charter Date		Current Member Count	YTD Members Added	YTD Members Dropped	YTD Net Growth	YTD Net Growth%	Member Count 12 Months Ago	Avg. length of service for dropped members	Months Since Last MMR ***	Yrs. Since Last Officer Report	President Rotation	Vice President Reported ****	Months Since Last Activity Report ***	Account Balance	Donations for current Fiscal Year	
			Number of times on status quo within last two years	If below 15 members appears					If net loss is greater than 20% appears		If no report in 3 months appears in	When more than one year appears in	Number of repeat terms	Notes the officers that do not have an active	If no report at 12 months appears in red			
Clubs less than two years old																		
179957	Ajjampura	01/23/2025	Active	31	31	0	31	100.00%	0		4			N	T,M,VP,SC	0	\$2,264.13	
156122	Amtoor	09/28/2023	Active	26	0	6	-6	-18.75%	32	1	0			N	S,T,M,SC	0		
156498	Belvai	10/26/2023	Active	21	0	0	0	0.00%	21		4		2		T,M,VP,SC	19		
178926	Makonahalli Mathrushree	10/09/2024	Active	42	42	0	42	100.00%	0		5				M,VP,SC	7		
157672	Mangalore Aditya	03/12/2024	Active	10	1	21	-20	-66.67%	21	1	0		2		S,M,VP,SC	9		
156239	Mangalore Kadali	09/29/2023	Active	17	0	0	0	0.00%	21		11		2	N	M,VP,SC	2		
181012	Mangalore Shakthi	03/11/2025	Newly Chartered	20	20	0	20	100.00%	0		2				T,M,VP,SC	N/A		
181384	Mangalore Someshwara	03/19/2025	Newly Chartered	22	22	0	22	100.00%	0		0			N	M,VP,SC	N/R		
157903	Puttur Crown	04/05/2024	Active	12	2	10	-8	-40.00%	21	1	0		2	N	M,SC	1		
155642	Rayee Siddakatte	08/14/2023	Active	22	0	8	-8	-26.67%	30	1	5		2		M,VP,SC	8		
177916	Tarikere	09/03/2024	Active	35	35	0	35	100.00%	0		0				P,M,VP,SC	7		
179824	Thodambila Benjanapadavu	12/23/2024	Active	24	24	0	24	100.00%	0		2				M,VP,SC	0		
Clubs more than two years old																		
120249	Alangar	09/04/2013	Active	33	4	3	1	3.13%	33	3	0			N	M,VP,SC	2	\$1,000.30	
148432	Alankar Durgamba	10/11/2021	Active	16	0	4	-4	-20.00%	20	3	2				P,M,VP,SC	8		
117841	ALUR	09/17/2012	Active	41	1	2	-1	-2.38%	42	5	2				S,T,M,VP,SC	8		
Exc Award (06/30/2016, 06/30/2018, 06/30/20																		
132884	Ammathi	10/24/2017	Active	39	2	2	0	0.00%	39	6	2				P,M,VP,SC	0		
119399	AREHALLY	05/17/2013	Active	30	3	2	1	3.45%	29	6	2				M,VP,SC	2		
133629	Arsikere Kalpataru	01/18/2018	Active	36	5	2	3	9.09%	37	5	4				P,T,M,VP,SC	4		
152151	Bagur	09/01/2022	Active	24	1	26	-25	-51.02%	49	2	4				S,T,M,VP,SC	4		
131473	Balehonnur	06/20/2017	Active	50	4	7	-3	-5.66%	53	5	2			N	P,T,M,VP,SC	4		
26602	BANTWAL	03/12/1973	Active	86	4	0	4	4.88%	92		2			N	M,SC	8		
Exc Award (06/30/2016, 06/30/2017, 06/30/20																		



Club Health Assessment for District 317 D through May 2025

Club Number	Club Name	Charter Date	Status	Membership							Reports					Finance	LCIF
				Current Member Count	YTD Members Added	YTD Members Dropped	YTD Net Growth	YTD Net Growth%	Member Count 12 Months Ago	Avg. length of service for dropped members	Months Since Last MMR ***	Yrs. Since Last Officer Report	President Rotation	Vice President Reported ****	Months Since Last Activity Report ***	Account Balance	Donations for current Fiscal Year
			Number of times on status quo within last two years	If below 15 members appears				If net loss is greater than 20% appears			If no report in 3 months appears	When more than one year appears in	Number of repeat terms	Notes the officers that do not have an active	If no report at 12 months appears in red		
151721	Bappanadu Inspire	07/28/2022	Active	30	4	1	3	11.11%	41	2	0			N	M,SC	3	\$1,000.29
	Exc Award (06/30/2023)																
152782	Bellare Jaladurga	11/10/2022	Active	25	2	1	1	4.17%	26	3	0				P,M,VP,SC	8	\$999.98
	Exc Award (06/30/2024)																
29713	BELTHANGADY	07/15/1974	Active	110	1	1	0	0.00%	100	21	0			N	M,VP,SC	8	\$4,609.98
	Exc Award (06/30/2018, 06/30/2023, 06/30/2024)																
115717	BELUR	12/15/2011	Active	26	6	0	6	30.00%	20		1			N		1	\$6,005.85
149234	Bettadapura	03/04/2022	Cancelled(8*)	0	0	10	-10	-100.00%	10	3	5		None		P,S,T,M,VP,SC	N/A	90+ Days
133518	Bikkodu	01/03/2018	Active	22	0	0	0	0.00%	22		7				P,T,M,VP,SC	3	
151733	Channarayapatna Sunrise	07/29/2022	Active(1)	24	7	24	-17	-41.46%	43	3	4				T,M,VP,SC	0	
29329	CHIKMAGALUR	05/16/1974	Active	92	13	12	1	1.10%	91	1	0				M,VP,SC	1	\$4,365.62
	Exc Award (06/30/2018)																
54066	CHOTA MANGALORE	02/08/1993	Active	31	2	0	2	6.90%	32		0		2		T,VP,SC	1	
	Exc Award (06/30/2022)																
143574	Gonibeedu Mathrushree	11/13/2020	Active(1)	24	4	0	4	20.00%	20		0			N	S,T,VP,SC	1	\$754.71
26619	GONICOPAL	02/09/1973	Active	73	4	2	2	2.82%	73	3	1			R	T	4	\$8,018.78
	Exc Award (06/30/2018, 06/30/2023)																
67195	GURUPUR-KAIKAMBA	01/21/2003	Active	25	0	0	0	0.00%	27		1			N		3	
	Exc Award (06/30/2023, 06/30/2024)																
101768	GUTHIGAR	05/16/2008	Active	40	3	0	3	8.11%	37		1				T,M,VP,SC	3	
	Exc Award (06/30/2018)																
140585	Hagare	12/27/2019	Status Quo(2)	0	0	18	-18	-100.00%	18	5	0		None		P,S,T,M,VP,SC	7	90+ Days
107185	HALEANGADI	01/05/2010	Active	38	0	0	0	0.00%	34		10			R	VP,SC	7	
	Exc Award (06/30/2016, 06/30/2017, 06/30/2024)																
132955	Hariharapura	10/26/2017	Active	37	0	0	0	0.00%	38		9				P,T,M,VP,SC	7	
62279	HASANAMBA	07/29/1999	Active	36	0	3	-3	-7.69%	39	5	5				T,M,VP,SC	5	
	Exc Award (06/30/2016, 06/30/2018)																
32483	HASSAN	06/16/1976	Active	107	1	0	1	0.94%	106		0				T,M,VP,SC	7	\$5,073.36



Club Health Assessment for District 317 D through May 2025

			Status	Membership							Reports					Finance		LCIF
Club Number	Club Name	Charter Date		Current Member Count	YTD Members Added	YTD Members Dropped	YTD Net Growth	YTD Net Growth%	Member Count 12 Months Ago	Avg. length of service for dropped members	Months Since Last MMR ***	Yrs. Since Last Officer Report	President Rotation	Vice President Reported ****	Months Since Last Activity Report ***	Account Balance	Donations for current Fiscal Year	
			Number of times on status quo within last two years	If below 15 members appears				If net loss is greater than 20% appears			If no report in 3 months appears in	When more than one year appears in	Number of repeat terms	Notes the officers that do not have an active	If no report at 12 months appears in red			
Exc Award (06/30/2018, 06/30/2023)																		
152913	Hassan Hemavathi	12/07/2022	Active	19	9	0	9	90.00%	10		3			T,M,VP,SC	8			
107776	HASSAN HOYSALA	03/11/2010	Cancelled(6*)	0	2	11	-9	-100.00%	15	3	1		None	P,S,T,M,VP SC	8			
60459	HASSAN YAGACHI	03/03/1998	Active	15	0	4	-4	-21.05%	24	10	0		None	P,T,M,VP,SC	8			
136880	Javagal	11/26/2018	Cancelled(8*)	0	0	18	-18	-100.00%	18	5	5	1	None	P,S,T,M,VP SC	18	90+ Days		
102096	KADABA	05/27/2008	Active	22	0	0	0	0.00%	22		7			P,T,M,VP,SC	8			
46460	KADUR	06/30/1986	Active	44	12	0	12	37.50%	32		5			P,T,M,VP,SC	8			
152520	Kadur Arivnamane	09/01/2022	Active	16	0	0	0	0.00%	16		8		4	R	M,SC	10		
132679	Karnire Balkunje	10/10/2017	Active	17	1	3	-2	-10.53%	20	3	0			N	T,M,VP,SC	10		
133419	Kateel Yekkar	12/19/2017	Active	23	2	1	1	4.55%	22	1	1		2	R	M,SC	7		
97492	KATIPALLA KRISHNAPURA	06/30/2006	Active	29	7	0	7	31.82%	25		1			N	VP	2		
Exc Award (06/30/2023, 06/30/2024)																		
39243	KAVOOR	12/15/1980	Active	32	0	0	0	0.00%	40		8			N	M	4		
151722	Kenchammana Hoskote	07/29/2022	Active	10	2	4	-2	-16.67%	12	2	6				M,VP,SC	6		
46912	KINNIGOLI	01/23/1987	Active	70	13	2	11	18.64%	60	1	0			N	S,T,M,VP,SC	2	\$1,000.29	
Exc Award (06/30/2016, 06/30/2024)																		
52312	KOLNAD-SALETHUR	12/18/1991	Active	47	2	2	0	0.00%	47	6	3			N	P,T,M,VP	4	\$999.99	
41265	KONANUR	04/30/1982	Active	27	0	2	-2	-6.90%	29	7	6		2		S,M,VP,SC	7		
26541	KOPPA	07/11/1973	Active	91	1	5	-4	-4.21%	97	18	0				M,VP,SC	5		
Exc Award (06/30/2018, 06/30/2023)																		
148890	Koppa Gold	11/15/2021	Cancelled(8*)	0	0	6	-6	-100.00%	6	3	5	1	None	P,S,T,M,VP SC	N/A	90+ Days		
68853	KOPPA SAHYADRI	05/22/2003	Active	74	2	0	2	2.78%	73		5			T,M,VP,SC	4		\$754.71	
Exc Award (06/30/2018)																		
40077	KUDREMUKH	06/17/1981	Active	22	0	2	-2	-8.33%	25	9	0			N	S,M,VP,SC	3		
148750	Kukke Subrahmanya	11/15/2021	Active	43	4	7	-3	-6.52%	46	3	0			N	P,M,SC	5	\$999.98	
Exc Award (06/30/2023, 06/30/2024)																		
101350	KUSHALNAGAR	02/20/2008	Active	43	8	0	8	22.86%	37		3			N	M,SC	0		



Club Health Assessment for District 317 D through May 2025

			Status	Membership							Reports					Finance	LCIF
Club Number	Club Name	Charter Date		Current Member Count	YTD Members Added	YTD Members Dropped	YTD Net Growth	YTD Net Growth%	Member Count 12 Months Ago	Avg. length of service for dropped members	Months Since Last MMR ***	Yrs. Since Last Officer Report	President Rotation	Vice President Reported ****	Months Since Last Activity Report ***	Account Balance	Donations for current Fiscal Year
			Number of times on status quo within last two years	If below 15 members appears				If net loss is greater than 20% appears			If no report in 3 months appears in	When more than one year appears in	Number of repeat terms	Notes the officers that do not have an active	If no report at 12 months appears in red		
Exc Award (06/30/2022)																	
108011	LORETTO AGRAR	04/07/2010	Active	57	2	2	0	0.00%	61	1	0			N	P,M,VP	0	\$754.71
Exc Award (06/30/2023, 06/30/2024)																	
134823	Magge Rayarakoppal	06/19/2018	Active	35	4	3	1	2.94%	34	1	1				S,T,M,VP,SC	0	\$125.96
46154	MANGALA GANGOTRI	05/06/1986	Active	35	0	0	0	0.00%	35		9				T,M,VP,SC	9	
26643	MANGALORE	03/23/1960	Active	202	6	2	4	2.02%	207	12	0				T,M,VP,SC	0	\$999.99
Exc Award (06/30/2017, 06/30/2018, 06/30/20)																	
37880	MANGALORE ASHOKNAGAR	12/28/1979	Active	62	2	1	1	1.64%	61	9	0			R	T,SC	4	\$2,449.83
Exc Award (06/30/2021, 06/30/2023, 06/30/20)																	
46462	MANGALORE BALMATTA	06/30/1986	Active	43	0	2	-2	-4.44%	48	4	0				M,VP,SC	0	\$1,593.28
Exc Award (06/30/2018, 06/30/2022, 06/30/20)																	
106721	MANGALORE BEJAI	10/08/2009	Active	29	6	2	4	16.00%	25	3	0				M,VP,SC	8	\$634.92
Exc Award (06/30/2023)																	
54081	MANGALORE BENDOOR WELL	02/11/1993	Active	19	3	4	-1	-5.00%	20	7	3				P,T,M,VP,SC	9	
56230	MANGALORE CAUVERY	11/10/1994	Active	52	1	2	-1	-1.89%	50	5	5			N	T,M,SC	5	
Exc Award (06/30/2017, 06/30/2018)																	
130695	Mangalore Centennial	05/26/2017	Active	10	2	0	2	25.00%	12		7			N	T	5	
Exc Award (06/30/2018)																	
55712	MANGALORE GANDHINAGAR	05/17/1994	Active	27	4	0	4	17.39%	27		0			N	P,M,VP	8	
108229	MANGALORE HIGHLAND	05/04/2010	Active	37	2	4	-2	-5.13%	44	7	0			N		5	\$1,509.42
Exc Award (06/30/2018, 06/30/2024)																	
66955	MANGALORE KADRI HILLS	12/18/2002	Active	89	5	2	3	3.49%	88	2	0			N	P,M,VP	0	\$1,876.13
Exc Award (06/30/2016, 06/30/2022, 06/30/20)																	
36273	MANGALORE KANKANADY PADIL	11/29/1978	Active	70	12	6	6	9.38%	64	11	3				VP,SC	0	\$3,714.87
Exc Award (06/30/2016, 06/30/2018, 06/30/20)																	
153469	Mangalore Karavali	03/02/2023	Active	20	9	9	0	0.00%	20	14	0				S,T,M,VP,SC	0	\$999.98
55987	MANGALORE KODIALBAIL	07/05/1994	Active	46	0	0	0	0.00%	53		11			N	S,SC	7	
Exc Award (06/30/2023, 06/30/2024)																	



Club Health Assessment for District 317 D through May 2025

			Status	Membership							Reports					Finance		LCIF
Club Number	Club Name	Charter Date		Current Member Count	YTD Members Added	YTD Members Dropped	YTD Net Growth	YTD Net Growth%	Member Count 12 Months Ago	Avg. length of service for dropped members	Months Since Last MMR ***	Yrs. Since Last Officer Report	President Rotation	Vice President Reported ****	Months Since Last Activity Report ***	Account Balance	Donations for current Fiscal Year	
			Number of times on status quo within last two years	If below 15 members appears				If net loss is greater than 20% appears			If no report in 3 months appears in	When more than one year appears in	Number of repeat terms	Notes the officers that do not have an active	If no report at 12 months appears in red			
109361	MANGALORE KUDLA	11/01/2010	Active	42	5	13	-8	-16.00%	50	2	0			T,VP,SC	2		\$1,005.98	
	Exc Award (06/30/2023, 06/30/2024)																	
53431	MANGALORE KULUR	06/30/1992	Active	37	12	1	11	42.31%	25	1	1			N	2			
	Exc Award (06/30/2018)																	
107942	MANGALORE LADY HILL	03/29/2010	Active	18	10	1	9	100.00%	9	0	10		3	P,M,VP,SC	1			
37881	MANGALORE MANGALADEVI	12/31/1979	Active	95	10	5	5	5.56%	91	3	1			N	S,VP,SC	0	\$2,767.29	
	Exc Award (06/30/2018, 06/30/2023)																	
97490	MANGALORE METRO GOLD	06/30/2006	Active	38	2	1	1	2.70%	37	21	0			M,VP,SC	0			
	Exc Award (06/30/2018, 06/30/2023, 06/30/2024)																	
45756	MANGALORE MID TOWN	01/06/1986	Active	14	1	1	0	0.00%	14	5	0		2	T,M,VP,SC	4			
57697	MANGALORE MILAGRES	12/28/1995	Active	36	1	1	0	0.00%	41	8	0			N	P	1	\$2,755.00	
	Exc Award (06/30/2021)																	
120645	Mangalore Nethravathi	11/01/2013	Active	38	1	0	1	2.70%	41		0			N	S,SC	0	\$1,760.32	
	Exc Award (06/30/2018)																	
147859	Mangalore Palguni	08/13/2021	Cancelled(8*)	0	0	20	-20	-100.00%	22	2	4	1	None	P,S,T,M,VP,SC	20	90+ Days		
57698	MANGALORE PANDESHWAR	12/28/1995	Active	28	4	4	0	0.00%	31	8	2			T,M,VP,SC	0	90+ Days	\$754.71	
	Exc Award (06/30/2018)																	
147548	Mangalore Pumpwell Kalpavraksha	07/27/2021	Active	34	5	10	-5	-12.82%	39	3	5			M,VP,SC	1			
	Exc Award (06/30/2023)																	
151723	Mangalore Smart City	07/29/2022	Status Quo(1)	11	4	16	-12	-52.17%	23	2	0			T,M,VP,SC	7	90+ Days		
	Exc Award (06/30/2023, 06/30/2024)																	
149844	Mangalore Spoorthi	03/07/2022	Active(1)	11	0	6	-6	-35.29%	23	2	7		2	M,VP,SC	9			
47689	MANGALORE VALENCIA	08/05/1987	Active	28	2	4	-2	-6.67%	30	4	0		2	M,VP,SC	9			
136989	Mangaluru Saraswathi	01/16/2019	Active	10	0	13	-13	-56.52%	23	2	0		2	S,T,M,VP,SC	9			
137229	Mani	01/21/2019	Active	38	0	5	-5	-11.63%	45	5	1			N	S,M,VP,SC	4	\$999.98	
	Exc Award (06/30/2024)																	
26646	MERCARA	03/13/1965	Active	46	1	2	-1	-2.13%	47	2	0			N	M,VP	2	\$1,509.43	
	Exc Award (06/30/2023)																	



Club Health Assessment for District 317 D through May 2025

			Status	Membership						Reports					Finance		LCIF
Club Number	Club Name	Charter Date		Current Member Count	YTD Members Added	YTD Members Dropped	YTD Net Growth	YTD Net Growth%	Member Count 12 Months Ago	Avg. length of service for dropped members	Months Since Last MMR ***	Yrs. Since Last Officer Report	President Rotation	Vice President Reported ****	Months Since Last Activity Report ***	Account Balance	Donations for current Fiscal Year
			Number of times on status quo within last two years	If below 15 members appears				If net loss is greater than 20% appears			If no report in 3 months appears in	When more than one year appears in	Number of repeat terms	Notes the officers that do not have an active	If no report at 12 months appears in red		
32485	MOODBIDRI	06/16/1976	Active	54	2	0	2	3.85%	53		1			N P,T,M	2		
	Exc Award (06/30/2023, 06/30/2024)																
106579	MUCHUR NEERUDE	09/14/2009	Active	45	0	0	0	0.00%	47		9			N VP,SC	3		
	Exc Award (06/30/2018, 06/30/2023, 06/30/2024)																
35267	MUDIGERE	03/13/1978	Active	60	8	7	1	1.69%	58	8	0			S,T,M,VP,SC	1		\$1,000.30
	Exc Award (06/30/2018)																
130967	Mudipu Kurnad	05/26/2017	Active	20	3	3	0	0.00%	20	6	2			T,M,VP,SC	8		
	Exc Award (06/30/2018)																
26647	MULKI	06/29/1968	Active	60	4	5	-1	-1.64%	61	17	5			N P,SC	2		\$1,280.29
	Exc Award (06/30/2018, 06/30/2020, 06/30/2024)																
39244	MURNAD	12/15/1980	Active	40	3	1	2	5.26%	38	4	2			P,T,M,VP,SC	4		
44146	NAOKLU	06/14/1984	Active	38	3	2	1	2.70%	37	22	0			N P,T,SC	6		\$999.98
118044	NARASIMHARAJAPURA	10/17/2012	Active	38	2	2	0	0.00%	37	3	3			S,T,M,VP,SC	6		\$999.98
45474	NEW MANGALORE	10/23/1985	Active	20	1	4	-3	-13.04%	23	9	0			N M,VP	7		
151734	Niddodi Kallamundkur	07/28/2022	Active	40	2	3	-1	-2.44%	44	2	2			N T,SC	3		
	Exc Award (06/30/2023)																
106568	PANJA	09/10/2009	Active	35	3	0	3	9.38%	33		0			T,M,VP,SC	0		\$999.99
	Exc Award (06/30/2018, 06/30/2024)																
148891	Periyapatana	11/15/2021	Active	31	1	3	-2	-6.06%	37	1	5			T,M,VP,SC	2		
147860	PERMANNUR	08/17/2021	Active	30	2	2	0	0.00%	30	3	0			M,VP,SC	0		
	Exc Award (06/30/2023)																
30911	POLLIBETTA	06/11/1975	Active	38	3	3	0	0.00%	38	23	0			M,VP,SC	5		\$2,204.24
26661	PUTTUR	03/10/1970	Active	38	3	10	-7	-15.56%	45	7	2			N M,VP	9		
137667	Puttur Kavu	03/18/2019	Active	31	0	5	-5	-13.89%	36	3	1			N M,SC	0		\$999.98
	Exc Award (06/30/2023)																
144268	Puttur Muttu	12/28/2020	Active	17	4	2	2	13.33%	21	4	1			N	0		\$754.71
143433	Puttur Panaje	10/28/2020	Active	10	0	1	-1	-9.09%	14	1	5			S,M,VP,SC	1		
33285	SAKLASPUR	01/31/1977	Active	87	1	3	-2	-2.25%	89	3	9			P,M,VP,SC	7	90+ Days	



Club Health Assessment for District 317 D through May 2025

			Status	Membership							Reports					Finance		LCIF
Club Number	Club Name	Charter Date		Current Member Count	YTD Members Added	YTD Members Dropped	YTD Net Growth	YTD Net Growth%	Member Count 12 Months Ago	Avg. length of service for dropped members	Months Since Last MMR ***	Yrs. Since Last Officer Report	President Rotation	Vice President Reported ****	Months Since Last Activity Report ***	Account Balance	Donations for current Fiscal Year	
			Number of times on status quo within last two years	If below 15 members appears			If net loss is greater than 20% appears				If no report in 3 months appears in	When more than one year appears in	Number of repeat terms	Notes the officers that do not have an active	If no report at 12 months appears in red			
Exc Award (06/30/2018)																		
68513	SAMPAJE	04/02/2003	Active	31	1	0	1	3.33%	30		1			N	M,SC	7		
Exc Award (06/30/2018, 06/30/2023)																		
35011	SIDAPUR-KODAGU L C	01/12/1978	Active	36	3	2	1	2.86%	35	21	5			N	M,SC	2		
Exc Award (06/30/2018)																		
36637	SOMWARPET	02/08/1979	Active	32	0	8	-8	-20.00%	40	11	0			N		0		
Exc Award (06/30/2018)																		
50311	SRINGERI	03/13/1990	Active	43	2	0	2	4.88%	43		7			N	T,M,SC	9		
Exc Award (06/30/2018)																		
149280	Sulkeri	02/23/2022	Active	18	2	3	-1	-5.26%	23	3	1				T,M,VP,SC	9		
26673	SULLIA	02/09/1973	Active	106	4	0	4	3.92%	103		1			N	M,VP,SC	0		
Exc Award (06/30/2017, 06/30/2023, 06/30/20)																		
33258	SUNTICOPPA	01/10/1977	Active	36	4	3	1	2.86%	35	27	0			N	M,SC	4		
26674	SURATHKAL	12/07/1968	Active	37	1	5	-4	-9.76%	46	14	0				M,VP,SC	6	\$2,562.87	
Exc Award (06/30/2018, 06/30/2023)																		
148431	Vamadapadavu Prakriti	09/28/2021	Active	21	0	0	0	0.00%	21		17				T,M,VP,SC	7		
41628	VENUR	06/03/1982	Active	29	0	0	0	0.00%	29		9				P,M,VP,SC	4		
Exc Award (06/30/2018)																		
33391	VIRAJPET	02/11/1977	Active	32	1	1	0	0.00%	33	7	2			N	T	7		
Exc Award (06/30/2018)																		
26680	VITTAL	05/10/1972	Active	74	5	1	4	5.71%	78	0	0			N	VP,SC	0	\$3,220.10	
Exc Award (06/30/2017, 06/30/2018, 06/30/20)																		
147344	Vital City	07/12/2021	Active(1)	18	4	3	1	5.88%	21	3	5				P,T,M,VP,SC	2		

Clubs Cancelled Previous Fiscal Year – Clubs Cancelled within last 12 months may be reinstated

Club Number	Club Name	Charter Date	Current Status*	Cancellation Date
153139	Ganjimutt Suralpadi	12/23/2022	Cancelled(8*)	12/29/2023
139704	Halebeedu	09/04/2019	Cancelled(8*)	12/29/2023



Club Health Assessment for District 317 D through May 2025

INTERNATIONAL

Club Number	Club Name	Charter Date	Status	Membership								Reports				Finance		LCIF		
				Current Member Count	YTD Members Added	YTD Members Dropped	YTD Net Growth	YTD Net Growth%	Member Count 12 Months Ago	Avg. length of service for dropped members	Months Since Last MMR ***	Yrs. Since Last Officer Report	President Rotation	Vice President Reported ****	Months Since Last Activity Report ***	Account Balance	Donations for current Fiscal Year			
			Number of times on status quo within last two years	If below 15 members appears				If net loss is greater than 20% appears			If no report in 3 months appears in	When more than one year appears in	Number of repeat terms		Notes the officers that do not have an active	If no report at 12 months appears in red				
119178	HOLENARASIPURA	04/16/2013	Cancelled(6*)	06/29/2024																
143559	Mangalore Centurion	11/12/2020	Cancelled(6*)	08/29/2023																
134003	Mangalore Triveni	03/12/2018	Cancelled(6*)	07/29/2023																
152504	Talapady	09/01/2022	Cancelled(8*)	12/29/2023																
Current Total Clubs Count	YTD New Clubs Count	YTD Cancelled Clubs Count	YTD Net Club Gain	Current Total Members Count	YTD Add	YTD Drop	YTD Net Growth	YTD Net Growth %	Member Count 12 Months Ago	Average Member Count Per Club	% of Clubs with less than 20 members	% No MMR in 3 Months	% No Officer Report in 12 Months	% of Clubs with balance 90+ days	Number of Clubs in Status Quo	% Status Quo Clubs in Financial Suspension	Number of Cancelled Clubs	Average Cancelled Club Age	Members Lost Due to Cancellation	% of Clubs Cancelled for Non-Financial Reasons
120	6	5	1	4,623	501	456	45	0.98%	4,731	39	18%	35%	0%	3%	2	100%	5	11	65	-40%

* - P - Priority Club. Cancellation Reasons: 1-Objectives/conduct, 2-Non-active club, 5-Non-existing club, 6-Disbanding, 7-Merger, 8-Financial Suspension, 9-District/Multiple District Dues.

** - Abbreviation: P-President, S-Secretary, T-Treasurer, M-Member Chairperson, VP-First Vice President, MC-Communications Chairperson, SC-Service Chairperson

*** - Abbreviation: N/R - Never reported using the Lions Clubs website, N/A - Not applicable, No password registered for the Lions Clubs website.

**** - Abbreviation: N - New, IP - Immediate Past, R - Repeat.



Club Health Assessment for District 317 E through May 2025

Club Number	Club Name	Charter Date	Status	Membership							Reports					Finance	LCIF
				Current Member Count	YTD Members Added	YTD Members Dropped	YTD Net Growth	YTD Net Growth%	Member Count 12 Months Ago	Avg. length of service for dropped members	Months Since Last MMR ***	Yrs. Since Last Officer Report	President Rotation	Vice President Reported ****	Months Since Last Activity Report ***	Account Balance	Donations for current Fiscal Year
			Number of times on status quo within last two years	If below 15 members appears				If net loss is greater than 20% appears			If no report in 3 months appears	When more than one year appears in	Number of repeat terms	Notes the officers that do not have an active	If no report at 12 months red		
Clubs less than two years old																	
157731	Anekal Raginadu	06/06/2024	Active	25	10	8	2	8.70%	0	1	0		2	T,M,VP,SC	1		
156207	Bangalore Abhista	09/28/2023	Active	20	0	0	0	0.00%	20		20	1	None	P,S,T,M,VP SC	1		
181745	Bangalore Caliberts	05/02/2025	Newly Chartered	20	20	0	20	100.00%	0		0			N	M,SC	N/R	
157659	Bangalore Connect	03/19/2024	Active	30	0	1	-1	-3.23%	31	1	1		2	R	M,SC	1	
179111	Bangalore Gottigere	01/13/2025	Active	21	21	0	21	100.00%	0		0			N	M,SC	1	
180501	Bangalore Infinity Ecity	02/10/2025	Active	26	26	0	26	100.00%	0		0			N	T,SC	0	
156619	Bangalore Information Technology Wing	12/11/2023	Active(1)	16	9	12	-3	-15.79%	21	1	3		2	N	SC	0	
171544	Bangalore Lake Dew	06/21/2024	Active	17	4	8	-4	-19.05%	0	1	0			IP	M,SC	0	
157486	Bangalore Masterminds	04/22/2024	Active	22	1	0	1	4.76%	21		1				P,M,VP,SC	1	
182223	Bangalore Masterpiece	05/23/2025	Newly Chartered	20	20	0	20	100.00%	0		0			N	M,VP,SC	N/R	
180176	Bangalore Muthyala Pete	01/02/2025	Active	24	24	0	24	100.00%	0		3				M,VP,SC	1	
171481	Bangalore Yuva	06/20/2024	Active	19	5	7	-2	-9.52%	0	1	0			N	M,SC	1	
155384	Bangarupalem Gold	08/11/2023	Cancelled(8*)	0	0	20	-20	-100.00%	20	1	5	1	None	P,S,T,M,VP SC	8	90+ Days	
179203	Jigani United	11/04/2024	Active	25	25	0	25	100.00%	0		6				M,VP,SC	0	
179154	Mulbagal	11/11/2024	Active(1)	21	21	0	21	100.00%	0		6			N	M,SC	1	
179081	Pakala	11/05/2024	Active	22	26	4	22	100.00%	0	0	0			N	T,M,SC	1	
179317	Santhipuram Serving Hands	10/30/2024	Active	20	22	2	20	100.00%	0	0	0			N		1	
155072	Tirupati Garudadri	07/11/2023	Active	28	8	1	7	33.33%	28	2	0		2		M,VP,SC	0	
178307	Tirupati Sri Srinivasa	09/11/2024	Active	22	26	4	22	100.00%	0	2	5				M,VP,SC	1	
Clubs more than two years old																	
104676	BANGALORE CANBERRA	02/10/2009	Cancelled(8*)	0	0	33	-33	-100.00%	33	4	5	1	None	P,S,T,M,VP SC	10	90+ Days	
144325	Bangalore Adhya	12/23/2020	Cancelled(8*)	0	0	4	-4	-100.00%	12	2	9		None	P,S,T,M,VP SC	10	90+ Days	
150540	Bangalore Aerocity	05/06/2022	Active	20	11	6	5	33.33%	18	4	0			N	M,SC	0	



Club Health Assessment for District 317 E through May 2025

			Status	Membership							Reports					Finance		LCIF
Club Number	Club Name	Charter Date		Current Member Count	YTD Members Added	YTD Members Dropped	YTD Net Growth	YTD Net Growth%	Member Count 12 Months Ago	Avg. length of service for dropped members	Months Since Last MMR ***	Yrs. Since Last Officer Report	President Rotation	Vice President Reported ****	Months Since Last Activity Report ***	Account Balance	Donations for current Fiscal Year	
			Number of times on status quo within last two years	If below 15 members appears				If net loss is greater than 20% appears			If no report in 3 months appears in	When more than one year appears in	Number of repeat terms	Notes the officers that do not have an active	If no report at 12 months red			
107587	BANGALORE AGARA	03/01/2010	Active	40	7	1	6	17.65%	37	3	0			N	T	1		
142464	Bangalore Aikya	08/13/2020	Active	30	5	5	0	0.00%	30	4	0			N	M,SC	2		
54255	BANGALORE AIRPORT CITY	03/22/1993	Active	41	2	0	2	5.13%	39		0			N	T,M,VP,SC	0		
105165	Bangalore BTM Nightingale	04/07/2009	Active	51	1	0	1	2.00%	50		0		2	R	M,SC	0	\$2,351.21	
Exc Award (06/30/2018, 06/30/2022, 06/30/2024)																		
106593	BANGALORE C V RAMAN NAGAR	09/14/2009	Active	10	0	11	-11	-52.38%	21	6	5				T,M,VP,SC	0		
134381	Bangalore Cambridge Professionals	06/19/2018	Active(1)	92	0	0	0	0.00%	92		14	1	None		P,S,T,M,VP SC	1		
137902	Bangalore Chalukya	04/09/2019	Active	35	3	0	3	9.38%	34		0			N	M,VP	0		
Exc Award (06/30/2023, 06/30/2024)																		
48840	BANGALORE DAKSHATA	07/11/1988	Active	24	1	2	-1	-4.00%	31	10	0			N	S	1		
153971	Bangalore Digital Elites	04/10/2023	Active	10	0	0	0	0.00%	17		0			N	T,M,SC	1		
137901	Bangalore Dooravaninagar	04/09/2019	Active	24	2	2	0	0.00%	34	2	2		2	R	T,VP	0		
39101	BANGALORE EAST	11/28/1980	Active	121	18	21	-3	-2.42%	124	11	0			N	M	0	\$21,853.53	
Exc Award (06/30/2018)																		
147488	Bangalore Greater Bannerghatta	09/20/2021	Active	21	7	0	7	50.00%	16		0			N	T,M,SC	1	\$680.44	
88351	BANGALORE GREATER KORAMANGALA	05/20/2005	Active	53	7	2	5	10.42%	50	1	2			N	M,VP	1	\$50.01	
Exc Award (06/30/2022)																		
97714	BANGALORE HSR	09/12/2006	Active	34	3	0	3	9.68%	31		5			N	VP,SC	1	\$979.93	
Exc Award (06/30/2018)																		
26595	BANGALORE INDIRANAGAR	07/10/1973	Active	39	0	11	-11	-22.00%	50	3	0		2		T,M,VP,SC	0	\$201.26	
Exc Award (06/30/2020)																		
145870	Bangalore Kabini	06/07/2021	Active	14	3	9	-6	-30.00%	21	3	0		2		T,VP,SC	1		
64315	BANGALORE LADYBIRD	05/22/2001	Active	38	7	4	3	8.57%	35	16	0			N	P,T	0	\$2,123.92	
Exc Award (06/30/2018, 06/30/2022)																		
135220	Bangalore Lions Quest Mahatma Vidyalaya	06/20/2018	Cancelled(8*)	0	0	11	-11	-100.00%	11	6	5	2	None		P,S,T,M,VP SC	7	90+ Days	
117261	BANGALORE MIND TREE	06/22/2012	Active	26	8	14	-6	-18.75%	32	7	0		None		P,M,VP,SC	0		



Club Health Assessment for District 317 E through May 2025

			Status	Membership							Reports					Finance		LCIF
Club Number	Club Name	Charter Date		Current Member Count	YTD Members Added	YTD Members Dropped	YTD Net Growth	YTD Net Growth%	Member Count 12 Months Ago	Avg. length of service for dropped members	Months Since Last MMR ***	Yrs. Since Last Officer Report	President Rotation	Vice President Reported ****	Months Since Last Activity Report ***	Account Balance	Donations for current Fiscal Year	
			Number of times on status quo within last two years	If below 15 members appears				If net loss is greater than 20% appears			If no report in 3 months appears in	When more than one year appears in	Number of repeat terms	Notes the officers that do not have appears in an active	If no report at 12 months red			
Exc Award (06/30/2018)																		
150101	Bangalore Prerana	03/09/2022	Active	25	5	4	1	4.17%	24	2	0			N	M	1	\$753.03	
Exc Award (06/30/2023, 06/30/2024)																		
130989	Bangalore Sindhura	05/23/2017	Active	15	4	0	4	36.36%	11		9		2		S,M,VP,SC	1		
26601	BANGALORE SOMESHWARAP	06/08/1973	Active	17	0	3	-3	-15.00%	19	7	0			N	T,VP	0		
137627	Bangalore Spandana HSR	04/08/2019	Active	17	1	4	-3	-15.00%	20	4	0		2		M,VP,SC	1		
Exc Award (06/30/2020)																		
150141	Bangalore Srigandha	04/18/2022	Cancelled(6*)	0	0	0	0	0.00%	14		11	1	None		P,S,T,M,VP SC	10	90+ Days	
112112	BANGALORE UNIVERSAL	08/25/2011	Active	49	4	0	4	8.89%	55		7			N	S,M	1	\$3,003.28	
100276	BANGALORE WHITEFIELD	09/25/2007	Active	21	0	4	-4	-16.00%	25	8	5			N	VP	1		
Exc Award (06/30/2020, 06/30/2022)																		
33193	BANGARAPET	12/31/1976	Active	47	10	0	10	27.03%	41		9			N	S	0	\$2,163.52	
133967	Bengaluru NMKRV Campus	03/28/2018	Cancelled(8*)	0	0	20	-20	-100.00%	20	3	5	1	None		P,S,T,M,VP SC	8	90+ Days	
118293	CHANDAPURA NOBLE	11/09/2012	Active	48	15	17	-2	-4.00%	50	4	1			N	P,M,VP	1		
149950	Chinna Gotti Gallu	04/21/2022	Cancelled(8*)	0	0	20	-20	-100.00%	20	3	5	2	None		P,S,T,M,VP SC	10	90+ Days	
30532	CHITTOOR	04/08/1975	Active	43	7	0	7	19.44%	42		5				P,S,M,VP,SC	1		
Exc Award (06/30/2020)																		
147434	Chittoor Blues	09/30/2021	Cancelled(8*)	0	0	17	-17	-100.00%	17	2	15	1	None		P,S,T,M,VP SC	8	90+ Days	
97683	CHITTOOR GOLD	09/06/2006	Active	52	0	0	0	0.00%	52		0				M,VP,SC	0	\$5,001.48	
143703	Damalacheruvu Mango	11/26/2020	Active	17	6	6	0	0.00%	22	4	0		3	N	S,SC	1		
142707	Horsley Hills	08/31/2020	Active	20	5	0	5	33.33%	23		0			N	M,SC	1		
140113	Jigani Lotus	01/13/2020	Active	15	2	3	-1	-6.25%	19	1	5				VP	0		
109943	JIGANI TOWN	12/21/2010	Active	84	0	2	-2	-2.33%	87	12	0			N	T,SC	0		
151918	Kalakada	10/25/2022	Active(1)	39	19	13	6	18.18%	33	2	4			N	P	1		
147785	Kalikiri	08/11/2021	Cancelled(8*)	0	0	18	-18	-100.00%	18	3	18	1	None		P,S,T,M,VP SC	7	90+ Days	
106302	KALLUR	08/24/2009	Active(1)	15	8	8	0	0.00%	15	8	0		6	N	SC	0		



Club Health Assessment for District 317 E through May 2025

			Status	Membership							Reports					Finance		LCIF
Club Number	Club Name	Charter Date		Current Member Count	YTD Members Added	YTD Members Dropped	YTD Net Growth	YTD Net Growth%	Member Count 12 Months Ago	Avg. length of service for dropped members	Months Since Last MMR ***	Yrs. Since Last Officer Report	President Rotation	Vice President Reported ****	Months Since Last Activity Report ***	Account Balance	Donations for current Fiscal Year	
			Number of times on status quo within last two years	If below 15 members appears				If net loss is greater than 20% appears			If no report in 3 months appears in	When more than one year appears in	Number of repeat terms	Notes the officers that do not have an active	If no report at 12 months appears in red			
26639	KOLAR	01/17/1973	Active	26	0	0	0	0.00%	26		14	1	None	P,S,T,M,VP SC	1			
148653	Kuppam Warriors	10/27/2021	Active	43	3	8	-5	-10.42%	48	2	0			N	0			
	Exc Award (06/30/2023)																	
38758	MADANAPALLE	06/29/1980	Active	58	4	1	3	5.45%	60	18	0			N	0			
	Exc Award (06/30/2020)																	
147335	Madanapalle Abhaya	07/06/2021	Active	27	14	22	-8	-22.86%	35	3	5				S,T,M,VP,SC	0		
139542	Malur Town	08/23/2019	Active	39	14	4	10	34.48%	29	5	0			N	0		\$2,003.56	
95960	NAGARI	02/28/2006	Active	39	0	0	0	0.00%	39		0		2	N	1			
107099	PAKALA PLATINUM	12/18/2009	Active(1)	20	5	18	-13	-39.39%	32	3	0		2	N	0			
39832	PALAMANER	04/28/1981	Active	49	0	2	-2	-3.92%	51	18	0			N	1			
39004	PILER	10/21/1980	Active	97	0	0	0	0.00%	97		9				T,VP,SC	1		
149455	Piler Platinum	01/04/2022	Active	67	4	7	-3	-4.29%	101	3	5			N	1			
78413	PUNGANUR NOBLE	03/10/2004	Active	32	5	13	-8	-20.00%	40	5	0		2	R	0			
98871	PUTTUR NOBLE	03/20/2007	Active	25	0	0	0	0.00%	25		9			N	1			
109409	SARJAPURA TOWN	09/30/2010	Active	21	1	1	0	0.00%	26	0	2			N	0			
115207	SODAM MANIKANTA	09/28/2011	Active	21	1	3	-2	-8.70%	24	8	0				VP	1		
151771	Tirupathi Smart City	08/02/2022	Active	26	3	4	-1	-3.70%	31	2	0			R	0			
26676	TIRUPATI	12/07/1964	Active	29	1	5	-4	-12.12%	46	17	0			R	1			
100324	TIRUPATI GREATER	10/04/2007	Active	25	0	0	0	0.00%	25		12		None	P,S,T,M,VP SC	1			
148625	Tirupati Temple Town	10/25/2021	Active(1)	24	9	1	8	50.00%	24	1	0			N	0			
142912	Venkatagirikota Greater	09/14/2020	Active	67	4	17	-13	-16.25%	80	3	0			N	0			
45754	VIJANAPURA	01/27/1986	Active(2)	22	11	8	3	15.79%	19	2	0			N	1			

Clubs Cancelled Previous Fiscal Year – Clubs Cancelled within last 12 months may be reinstated

Club Number	Club Name	Charter Date	Current Status*	Cancellation Date
144380	Bangalore Aakruthi	12/30/2020	Cancelled(8*)	12/29/2023



Club Health Assessment for District 317 E through May 2025

			Membership								Reports					Finance		LCIF		
Club Number	Club Name	Charter Date		Current	YTD	YTD	YTD	YTD	Member	Avg. length	Months	Yrs. Since	President Rotation	Vice President Reported ****	Months Since Last Activity Report ***	Account Balance	Donations for current Fiscal Year			
				Member Count	Members Added	Members Dropped	Net Growth	Net Growth%	Count 12 Months Ago	of service for dropped members	Since Last MMR ***	Last Officer Report								
			Number of times on status quo within last two years	If below 15 members appears					If net loss is greater than 20% appears		If no report in 3 months appears	When more than one year appears in	Number of repeat terms	Notes the officers that do not have an active	If no report at 12 months appears in red					
110111	BANGALORE CORPORATE PROFESSIONALS	01/13/2011	Cancelled(8*)	12/29/2023																
147433	Bangalore Doctors	08/18/2021	Cancelled(8*)	12/29/2023																
147333	Bangalore Electronic City	07/06/2021	Cancelled(8*)	12/29/2023																
123253	Bangalore Hoysala Nagar	10/01/2014	Cancelled(8*)	04/29/2024																
147142	Bangalore Sankalpa	07/06/2021	Cancelled(8*)	09/29/2023																
149783	Chandragiri Fort	03/02/2022	Cancelled(8*)	12/29/2023																
147328	KGF Gold Mines	07/12/2021	Cancelled(8*)	01/29/2024																
149474	Penumur	02/21/2022	Cancelled(8*)	12/29/2023																
150430	Rompicherla	05/31/2022	Cancelled(8*)	12/29/2023																
151004	Tirupati Platinum	06/21/2022	Cancelled(8*)	12/29/2023																
152783	Tirupati Seven Hills	10/10/2022	Cancelled(8*)	05/29/2024																
150679	Tirupati University Gold	05/05/2022	Cancelled(8*)	12/29/2023																
149490	Vedurukuppam	01/18/2022	Cancelled(8*)	12/29/2023																
Current Total Clubs Count	YTD New Clubs Count	YTD Cancelled Clubs Count	YTD Net Club Gain	Current Total Members Count	YTD Add	YTD Drop	YTD Net Growth	YTD Net Growth %	Member Count 12 Months Ago	Average Member Count Per Club	% of Clubs with less than 20 members	% No MMR in 3 Months	% No Officer Report in 12 Months	% of Clubs with balance 90+ days	Number of Clubs in Status Quo	% Status Quo Clubs in Financial Suspension	Number of Cancelled Clubs	Average Cancelled Club Age	Members Lost Due to Cancellation	% of Clubs Cancelled for Non-Financial Reasons
73	10	9	1	2,402	518	456	62	2.65%	2,444	33	16%	30%	4%	0%	0	0%	9	10	143	-144%

* - P - Priority Club. Cancellation Reasons: 1-Objectives/conduct, 2-Non-active club, 5-Non-existing club, 6-Disbanding, 7-Merger, 8-Financial Suspension, 9-District/Multiple District Dues.

** - Abbreviation: P-President, S-Secretary, T-Treasurer, M-Member Chairperson, VP-First Vice President, MC-Communications Chairperson, SC-Service Chairperson

*** - Abbreviation: N/R - Never reported using the Lions Clubs website, N/A - Not applicable, No password registered for the Lions Clubs website.

**** - Abbreviation: N - New, IP - Immediate Past, R - Repeat.



Club Health Assessment for District 317 F through May 2025

			Status	Membership							Reports					Finance		LCIF
Club Number	Club Name	Charter Date		Current Member Count	YTD Members Added	YTD Members Dropped	YTD Net Growth	YTD Net Growth%	Member Count 12 Months Ago	Avg. length of service for dropped members	Months Since Last MMR ***	Yrs. Since Last Officer Report	President Rotation	Vice President Reported ****	Months Since Last Activity Report ***	Account Balance	Donations for current Fiscal Year	
			Number of times on status quo within last two years	If below 15 members appears				If net loss is greater than 20% appears			If no report in 3 months appears in	When more than one year appears in	Number of repeat terms	Notes the officers that do not have an active	If no report at 12 months appears in red			
Clubs less than two years old																		
155583	Alipura	08/11/2023	Active	23	0	0	0	0.00%	24		0		2	S,T,M,VP,SC	8			
154827	Bangalore Aasha	06/19/2023	Active	21	4	1	3	16.67%	21	1	1		3	N	SC	1		
154015	Bangalore Renaissance	06/19/2023	Cancelled(6*)	0	0	0	0	0.00%	20		10	1	None	P,S,T,M,VP SC	10			
171386	Bangalore Yashas	05/07/2024	Active	20	1	0	1	5.26%	20		0		2	R	VP	8		
156251	Bangalore Zen	09/30/2023	Active	13	0	2	-2	-13.33%	20	1	0		2	R	M,SC	1		
181974	Bengaluru Chandra Vrishabha	04/23/2025	Newly Chartered	29	29	0	29	100.00%	0		0			N	M,VP,SC	N/A		
181567	Bengaluru Mother Teresa	04/03/2025	Newly Chartered	21	21	0	21	100.00%	0		1			N	T,M,SC	1		
173339	Bengaluru Sadbhavana	07/23/2024	Active	19	20	1	19	100.00%	0	0	1			N	M,SC	5		
177035	Doddaballapura Aryabhatta	08/29/2024	Active	21	21	0	21	100.00%	0		0			N		6		
181652	Doddaballapura Royals	04/03/2025	Newly Chartered	21	21	0	21	100.00%	0		0			N		N/R		
Clubs more than two years old																		
104070	BANGALORE ADARSHA	12/03/2008	Active	27	5	0	5	22.73%	26		0			N	M	3	\$1,771.78	
148608	Bangalore Achintya	10/13/2021	Active	29	3	1	2	7.41%	28	3	0			N		0	\$439.58	
Exc Award (06/30/2022)																		
62761	BANGALORE ADITYANAGAR	02/08/2000	Active	65	5	3	2	3.17%	66	9	0			N		1		
Exc Award (06/30/2022)																		
152505	Bangalore Affinity	09/01/2022	Active	10	0	11	-11	-52.38%	21	2	5				M,VP,SC	10		
61423	BANGALORE AKSHAYA	01/04/1999	Active	27	3	6	-3	-10.00%	30	10	0				S,T,VP,SC	6	\$718.78	
152163	Bangalore Annapoorna	08/12/2022	Active(1)	41	31	18	13	46.43%	28	2	0			N	S,T,M,VP,SC	10	\$999.97	
109406	BANGALORE ANUBHANDHA	09/30/2010	Active	29	2	5	-3	-9.38%	32	6	0			N		0	\$2,661.76	
Exc Award (06/30/2023)																		
133541	Bangalore Bandavya Lioness	01/03/2018	Active	21	3	0	3	16.67%	20		3			N	M	0	\$330.02	
Exc Award (06/30/2022)																		
150728	Bangalore Banjara	06/23/2022	Active	33	14	0	14	73.68%	20		1		3	N		0		



Club Health Assessment for District 317 F through May 2025

			Status	Membership							Reports					Finance		LCIF
Club Number	Club Name	Charter Date		Current Member Count	YTD Members Added	YTD Members Dropped	YTD Net Growth	YTD Net Growth%	Member Count 12 Months Ago	Avg. length of service for dropped members	Months Since Last MMR ***	Yrs. Since Last Officer Report	President Rotation	Vice President Reported ****	Months Since Last Activity Report ***	Account Balance	Donations for current Fiscal Year	
			Number of times on status quo within last two years	If below 15 members appears					If net loss is greater than 20% appears			If no report in 3 months appears in	When more than one year appears in	Number of repeat terms	Notes the officers that do not have an active	If no report at 12 months appears in red		
98230	BANGALORE BIRDS PARADISE Exc Award (06/30/2022)	12/27/2006	Active	22	2	0	2	10.00%	22		0			N	M	4		\$1,908.35
145913	Bangalore Brigade	04/21/2021	Active	42	22	1	21	100.00%	26	3	0			N		9		
26593	BANGALORE CITY ANAND	03/17/1960	Active	15	3	3	0	0.00%	28	15	0			N	M	6		
119177	BANGALORE COSMOS	04/23/2013	Active	25	1	5	-4	-13.79%	31	8	5			N	M	4		\$383.35
51567	BANGALORE DODDABOMMASANDRA Exc Award (06/30/2016)	04/17/1991	Active	21	0	0	0	0.00%	21		14			N	P,T	10		
138775	Bangalore Fame	07/15/2019	Active	12	1	2	-1	-7.69%	23	2	7			N		2		
117613	BANGALORE FREEDOM PARK Exc Award (06/30/2022, 06/30/2023)	08/10/2012	Active	6	2	2	0	0.00%	17	4	0			N	M,SC	3		
143986	Bangalore Geleyara Balaga	12/15/2020	Active(1)	0	11	26	-15	-100.00%	15	5	0		None		P,S,T,M,VP SC	10		
51163	BANGALORE GOKULA Exc Award (06/30/2022)	12/27/1990	Active	28	1	3	-2	-6.67%	30	1	0			N		1		\$1,099.96
151607	Bangalore Harmony	07/05/2022	Active	15	3	1	2	15.38%	16	1	0			N	M,SC	9		
100277	BANGALORE HENNUR ARAVINDNAGAR	09/25/2007	Active	41	1	5	-4	-8.89%	46	3	0			N	P,M	8		
152506	Bangalore Indradanush	09/01/2022	Active	14	5	6	-1	-6.67%	22	2	0			R	VP	4		
26597	BANGALORE JAYAMAHAL Exc Award (06/30/2021, 06/30/2022)	07/10/1973	Active	47	2	2	0	0.00%	50	6	0			N		5	90+ Days	\$99.99
62392	BANGALORE KALYANANAGAR	09/30/1999	Active	45	14	0	14	45.16%	31		0			N		1		
120245	Bangalore Kankanagar	08/30/2013	Active	30	4	1	3	11.11%	27	3	0			N	SC	10		
121505	Bangalore Kempegowda International Airport	03/06/2014	Active	21	7	3	4	23.53%	17	5	4			N	T	9		
124877	Bangalore Kodigehalli Exc Award (06/30/2016, 06/30/2022)	05/14/2015	Active	26	6	1	5	23.81%	25	10	0			N		9		
37295	BANGALORE KUMARAPARK Exc Award (06/30/2022)	06/20/1979	Active	29	0	4	-4	-12.12%	33	27	0			N		0		



Club Health Assessment for District 317 F through May 2025

Club Number	Club Name	Charter Date	Status	Membership							Reports					Finance	LCIF
				Current Member Count	YTD Members Added	YTD Members Dropped	YTD Net Growth	YTD Net Growth%	Member Count 12 Months Ago	Avg. length of service for dropped members	Months Since Last MMR ***	Yrs. Since Last Officer Report	President Rotation	Vice President Reported ****	Months Since Last Activity Report ***	Account Balance	Donations for current Fiscal Year
			Number of times on status quo within last two years	If below 15 members appears				If net loss is greater than 20% appears			If no report in 3 months appears	When more than one year appears in	Number of repeat terms	Notes the officers that do not have an active	If no report at 12 months appears in red		
140589	Bangalore Malleswaram Heritage	01/16/2020	Active	20	2	2	0	0.00%	20	3	0			M,VP,SC	4		
100390	BANGALORE MARUTHI SEVANAGAR	10/18/2007	Active	33	0	0	0	0.00%	38		0		N		0		
60524	BANGALORE METRO	03/20/1998	Active	52	3	1	2	4.00%	52	1	0		N	M,SC	10		
	Exc Award (06/30/2022)																
26596	BANGALORE NORTH	08/01/1970	Active	26	2	1	1	4.00%	28	12	0		N		0		\$4,695.74
	Exc Award (06/30/2022)																
133535	Bangalore North Lioness	12/29/2017	Active	15	10	8	2	15.38%	22	4	0		N	M,SC	0		
	Exc Award (06/30/2023)																
129269	Bangalore NRI Layout	11/09/2016	Active	15	3	8	-5	-25.00%	16	3	0		N	M	6		\$999.97
109707	BANGALORE NSC BOSE	12/17/2010	Active	25	6	0	6	31.58%	20		4		N		6		\$1,999.94
149822	Bangalore Olive	02/09/2022	Active(1)	15	2	2	0	0.00%	17	3	5		2	N	SC	3	
57742	BANGALORE ORCHARDS	01/08/1996	Active	19	5	6	-1	-5.00%	22	2	3			VP	2		
59965	BANGALORE PEENYA-DASARAHALLI	09/11/1997	Active	34	2	2	0	0.00%	47	12	0		N		0		\$3,580.09
	Exc Award (06/30/2022)																
152418	Bangalore Pegasus	08/30/2022	Active	7	0	3	-3	-30.00%	19	2	0		IP	P	3		
140954	Bangalore Phoenix	02/10/2020	Active	23	0	0	0	0.00%	23		11		N		1		\$873.64
	Exc Award (06/30/2022)																
57376	BANGALORE PRAKASHNAGAR	09/26/1995	Active	6	0	0	0	0.00%	6		13	1	None	P,S,T,M,VP SC	10		
128383	Bangalore Pyramid	08/04/2016	Active	13	2	0	2	18.18%	11		10		2	N	S,M	2	
138847	Bangalore Queens Park	07/15/2019	Active	27	6	0	6	28.57%	23		0		N	M,SC	0		\$999.97
	Exc Award (06/30/2022)																
46676	BANGALORE R T NAGAR	11/18/1986	Active	20	0	0	0	0.00%	20		12			R		8	
130980	Bangalore Royal Palace	05/24/2017	Active(1)	7	0	0	0	0.00%	8		11	1	None	P,S,T,M,VP SC	10		
33980	BANGALORE SADASHIVANAGAR	05/23/1977	Active	10	3	0	3	42.86%	7		0		R	M,VP,SC	10		
142319	Bangalore Sahaya Hastha	07/28/2020	Active(1)	24	0	0	0	0.00%	24		11		2	VP	10		



Club Health Assessment for District 317 F through May 2025

Club Number	Club Name	Charter Date	Status	Membership							Reports					Finance	LCIF
				Current Member Count	YTD Members Added	YTD Members Dropped	YTD Net Growth	YTD Net Growth%	Member Count 12 Months Ago	Avg. length of service for dropped members	Months Since Last MMR ***	Yrs. Since Last Officer Report	President Rotation	Vice President Reported ****	Months Since Last Activity Report ***	Account Balance	Donations for current Fiscal Year
			Number of times on status quo within last two years	If below 15 members appears				If net loss is greater than 20% appears			If no report in 3 months appears	When more than one year appears in	Number of repeat terms	Notes the officers that do not have an active	If no report at 12 months appears in red		
134240	Bangalore Samarpan Lioness	05/18/2018	Active	19	0	1	-1	-5.00%	22	1	0			N	T,SC	10	\$313.88
	Exc Award (06/30/2022, 06/30/2024)																
50309	BANGALORE SANJAYNAGAR	03/16/1990	Active	30	0	1	-1	-3.23%	37	5	6				M,VP,SC	10	\$600.16
121500	Bangalore Sarvagnanagar	03/05/2014	Active	31	40	26	14	82.35%	20	3	0			R	S,M	2	
	Exc Award (06/30/2022)																
40576	BANGALORE SESHADRI PURAM	11/16/1981	Active	32	4	2	2	6.67%	30	5	0			R		10	
	Exc Award (06/30/2021, 06/30/2022)																
120392	Bangalore Shikshana	09/24/2013	Active	36	8	1	7	24.14%	29	3	2			R		0	\$1,549.59
	Exc Award (06/30/2022, 06/30/2023)																
144746	Bangalore Sidlaghatta	01/03/2021	Active	16	2	0	2	14.29%	18		0		2	R	SC	0	\$2,580.93
154248	Bangalore Sneha Milana	05/16/2023	Status Quo(1)	19	8	11	-3	-13.64%	21	2	1		3	R	S	10	90+ Days
152473	Bangalore South Gardens	09/01/2022	Active	6	0	9	-9	-60.00%	19	2	1		2		M,VP,SC	10	
133536	Bangalore Spandana Lioness	12/29/2017	Active	9	1	0	1	12.50%	11		10		None		P,M,VP,SC	10	
128321	Bangalore Suraksha	07/26/2016	Active	10	0	6	-6	-37.50%	22	3	5			R	SC	10	
151768	Bangalore Victoria	07/13/2022	Active	12	7	3	4	50.00%	13	1	4			N	T,M,VP,SC	10	
33157	BANGALORE VIJAYANAGAR	12/27/1976	Active	80	9	4	5	6.67%	74	10	0				VP	1	\$7,141.58
	Exc Award (06/30/2022)																
147764	Bengaluru Aastha	07/30/2021	Active	15	0	0	0	0.00%	25		10			R	M	10	\$581.01
147168	Bengaluru Jalahalli West	07/03/2021	Active	21	2	1	1	5.00%	23	3	0			N		10	
148840	Bengaluru Lawyers Pride	11/03/2021	Active	10	0	4	-4	-28.57%	14	2	10			N	T,M,SC	2	
151724	Bengaluru Milan	07/13/2022	Active	15	2	10	-8	-34.78%	23	2	4		3	N		0	
147170	Bengaluru Sambhrama	07/04/2021	Active	15	6	2	4	36.36%	11	4	0			N		0	
147664	Bengaluru Swaksh	09/17/2021	Active(2)	26	0	0	0	0.00%	26		25	1	None		P,S,T,M,VP SC	10	
26591	CHIKBALLAPUR	09/24/1973	Active	40	2	1	1	2.56%	37	4	4			N	SC	10	\$999.93
32275	CHINTAMANI	05/11/1976	Active	29	3	0	3	11.54%	26		4		2	R		4	
	Exc Award (06/30/2022)																



Club Health Assessment for District 317 F through May 2025

Club Number	Club Name	Charter Date	Status	Membership							Reports					Finance	LCIF
				Current Member Count	YTD Members Added	YTD Members Dropped	YTD Net Growth	YTD Net Growth%	Member Count 12 Months Ago	Avg. length of service for dropped members	Months Since Last MMR ***	Yrs. Since Last Officer Report	President Rotation	Vice President Reported ****	Months Since Last Activity Report ***	Account Balance	Donations for current Fiscal Year
			Number of times on status quo within last two years	If below 15 members appears				If net loss is greater than 20% appears			If no report in 3 months appears	When more than one year appears in	Number of repeat terms	Notes the officers that do not have an active	If no report at 12 months appears in red		
33158	DEVANAHALLI	12/27/1976	Active	57	15	0	15	35.71%	45		0		2	N	M,SC	0	\$999.97
26616	DODDABALLAPUR	02/20/1973	Active	138	27	5	22	18.97%	129	19	1			N	SC	0	\$13,076.99
	Exc Award (06/30/2022)																
147862	Doddaballapura RL Jalappa Institutions	08/09/2021	Active	104	55	1	54	108.00%	58	0	0			N		1	\$3,592.62
	Exc Award (06/30/2022, 06/30/2023, 06/30/2024)																
31640	GOWRIBIDANUR	01/28/1976	Active	45	3	1	2	4.65%	42	2	2			R	P,M,SC	8	
39776	HEBBAL	04/13/1981	Active	25	2	1	1	4.17%	26	27	0			N	M,VP	10	\$3,962.82
29716	HOSKOTE	07/15/1974	Active	35	0	2	-2	-5.41%	37	30	0			N		10	\$999.97
	Exc Award (06/30/2023)																
32992	NELAMANGALA	11/03/1976	Active	20	0	0	0	0.00%	20		0		None	R	P	7	
33610	PEENYA-YESHWANTHPUR L C	03/30/1977	Active	25	4	1	3	13.64%	30	1	0			N		10	
152507	Thondebhavi	08/30/2022	Active	8	0	0	0	0.00%	17		10				M,VP,SC	10	
55381	VIDYARANYAPURA	03/02/1994	Active	29	3	3	0	0.00%	30	5	0				S,T,M,VP,SC	0	\$3,943.53
	Exc Award (06/30/2024)																
36536	YELAHANKA	01/23/1979	Active	50	3	2	1	2.04%	50	2	0			N		2	

Clubs Cancelled Previous Fiscal Year – Clubs Cancelled within last 12 months may be reinstated

Club Number	Club Name	Charter Date	Current Status*	Cancellation Date
148836	Bangalore Samriddhi Daak	10/31/2021	Cancelled(8*)	01/29/2024
99405	BANGALORE SPOORTHILIONESS	05/18/2007	Cancelled(6*)	06/29/2024

Current Total Clubs Count	YTD New Clubs Count	YTD Cancelled Clubs Count	YTD Net Club Gain	Current Total Members Count	YTD Add	YTD Drop	YTD Net Growth	YTD Net Growth %	Member Count 12 Months Ago	Average Member Count Per Club	% of Clubs with less than 20 members	% No MMR in 3 Months	% No Officer Report in 12 Months	% of Clubs with balance 90+ days	Number of Clubs in Status Quo	% Status Quo Clubs in Financial Suspension	Number of Cancelled Clubs	Average Cancelled Club Age	Members Lost Due to Cancellation	% of Clubs Cancelled for Non-Financial Reasons
86	5	1	4	2,307	520	244	276	13.59%	2,264	27	35%	30%	3%	2%	1	100%	1	21	0	0%



Club Health Assessment for District 317 F through May 2025

			Status	Membership							Reports					Finance	LCIF
Club Number	Club Name	Charter Date		Current Member Count	YTD Members Added	YTD Members Dropped	YTD Net Growth	YTD Net Growth%	Member Count 12 Months Ago	Avg. length of service for dropped members	Months Since Last MMR ***	Yrs. Since Last Officer Report	President Rotation	Vice President Reported ****	Months Since Last Activity Report ***	Account Balance	Donations for current Fiscal Year
			Number of times on status quo within last two years	If below 15 members appears				If net loss is greater than 20% appears			If no report in 3 months appears in	When more than one year appears in	Number of repeat terms	Notes the officers that do not have an active	If no report at 12 months appears in red		

* - P - Priority Club. Cancellation Reasons: 1-Objectives/conduct, 2-Non-active club, 5-Non-existing club, 6-Disbanding, 7-Merger, 8-Financial Suspension, 9-District/Multiple District Dues.
** - Abbreviation: P-President, S-Secretary, T-Treasurer, M-Member Chairperson, VP-First Vice President, MC-Communications Chairperson, SC-Service Chairperson
*** - Abbreviation: N/R - Never reported using the Lions Clubs website, N/A - Not applicable, No password registered for the Lions Clubs website.
**** - Abbreviation: N - New, IP - Immediate Past, R - Repeat.



Club Health Assessment for District 318 A through May 2025

			Status	Membership							Reports					Finance	LCIF
Club Number	Club Name	Charter Date		Current Member Count	YTD Members Added	YTD Members Dropped	YTD Net Growth	YTD Net Growth%	Member Count 12 Months Ago	Avg. length of service for dropped members	Months Since Last MMR ***	Yrs. Since Last Officer Report	President Rotation	Vice President Reported ****	Months Since Last Activity Report ***	Account Balance	Donations for current Fiscal Year
			Number of times on status quo within last two years	If below 15 members appears				If net loss is greater than 20% appears			If no report in 3 months appears in	When more than one year appears in	Number of repeat terms	Notes the officers that do not have an active	If no report at 12 months appears in red		
Clubs less than two years old																	
177244	Anchal Angels	08/29/2024	Active	30	31	1	30	100.00%	0	0	6			N T	0	90+ Days	
156370	Aryanad	10/06/2023	Status Quo(2)	25	0	0	0	0.00%	25		10		2	M,VP,SC	2		
156942	Kareelakulangara	12/26/2023	Status Quo(2)	23	0	6	-6	-20.69%	29	1	3		2	R VP,SC	10		
156932	Kattakkada	12/29/2023	Active	37	0	0	0	0.00%	37		9		2	R	9		
156748	Palayamkunnu Town	11/27/2023	Active	19	3	5	-2	-9.52%	21	1	0			N T,SC	0		
153990	Palode	06/20/2023	Status Quo(1)	26	0	0	0	0.00%	26		21		3	M,VP,SC	7		
175278	Thirumala Royal	08/12/2024	Active	52	79	27	52	100.00%	0	1	4			M,VP,SC	7		
156799	Trivandrum Daffodils	12/08/2023	Active	29	6	2	4	16.00%	26	1	3		2	N	9		
	Exc Award (06/30/2024)																
154632	Trivandrum Fort	06/12/2023	Active	36	7	4	3	9.09%	33	3	1		3	T,M,VP,SC	7		
	Exc Award (06/30/2024)																
175495	Trivandrum Highness	08/09/2024	Active	25	25	0	25	100.00%	0		8			N	4		
174575	Trivandrum Karamana	08/09/2024	Active	22	23	1	22	100.00%	0	0	3			N	6		
156803	Trivandrum Pegasus	12/05/2023	Active	21	0	4	-4	-16.00%	25	1	5		2	N VP	6		
156281	Trivandrum Valiyavila	10/04/2023	Active	27	1	7	-6	-18.18%	40	1	5		2	R	7		
Clubs more than two years old																	
144130	Akkulam	12/22/2020	Status Quo(1)	14	6	4	2	16.67%	12	4	3			M,VP,SC	3	90+ Days	
41106	ANCHAL	03/11/1982	Active	54	5	2	3	5.88%	51	14	2			N	6		
	Exc Award (06/30/2016, 06/30/2018, 06/30/20																
58097	ANCHAL TOWN	04/08/1996	Active	42	1	0	1	2.44%	42		3			N T,M	5		
	Exc Award (06/30/2016, 06/30/2017, 06/30/20																
43435	ATTINGAL	01/24/1984	Active	80	10	6	4	5.26%	76	13	3			P,T,M,VP,SC	10		
	Exc Award (06/30/2016, 06/30/2017, 06/30/20																
120101	Attingal Palace	08/07/2013	Active	16	0	4	-4	-20.00%	20	5	5			N P,M,VP,SC	6		
	Exc Award (06/30/2017, 06/30/2018, 06/30/20																
61960	AYUR	05/17/1999	Active	37	6	2	4	12.12%	37	8	3		2	N P,M	0		



Club Health Assessment for District 318 A through May 2025

			Status	Membership							Reports					Finance		LCIF
Club Number	Club Name	Charter Date		Current Member Count	YTD Members Added	YTD Members Dropped	YTD Net Growth	YTD Net Growth%	Member Count 12 Months Ago	Avg. length of service for dropped members	Months Since Last MMR ***	Yrs. Since Last Officer Report	President Rotation	Vice President Reported ****	Months Since Last Activity Report ***	Account Balance	Donations for current Fiscal Year	
			Number of times on status quo within last two years	If below 15 members appears					If net loss is greater than 20% appears			If no report in 3 months appears in	When more than one year appears in	Number of repeat terms	Notes the officers that do not have an active	If no report at 12 months appears in red		
Exc Award (06/30/2016, 06/30/2017, 06/30/2018) 58841 BALARAMAPURAM 11/06/1996			Active	32	2	2	0	0.00%	32	21	0		2	N	M	9		
Exc Award (06/30/2017, 06/30/2018, 06/30/2019) 139423 Chadayamangalam Jatayu 08/26/2019			Active	29	3	1	2	7.41%	26	4	1			N	M,SC	0		
Exc Award (06/30/2020, 06/30/2021, 06/30/2022) 149977 Chathannoor 05/23/2022			Cancelled(8*)	0	0	5	-5	-100.00%	5	3	5		None		P,S,T,M,VP SC	24+	90+ Days	
124673 Chavara 05/11/2015			Active	22	0	2	-2	-8.33%	38	4	4				M,VP,SC	6		
Exc Award (06/30/2016, 06/30/2017, 06/30/2018) 139657 Chavara South 09/05/2019			Active(1)	21	22	25	-3	-12.50%	24	4	2		2	N	P,VP	6	90+ Days	
Exc Award (06/30/2020, 06/30/2021) 147322 Chingoli 07/26/2021			Active(1)	16	5	7	-2	-11.11%	18	2	0			N		8		
Exc Award (06/30/2024) 63633 CHIRAYINKEEZHU 10/19/2000			Active	30	5	0	5	20.00%	25		0			N		6		
Exc Award (06/30/2018, 06/30/2020, 06/30/2021) 95907 CLAPPANA VALLIKAVU 02/23/2006			Status Quo(2)	21	0	0	0	0.00%	21		13			R	M,VP	3	90+ Days	
Exc Award (06/30/2018, 06/30/2019, 06/30/2020) 26694 HARIPAD 01/24/1972			Active(1)	49	0	0	0	0.00%	50		0		2	R	M,VP	0		
Exc Award (06/30/2017, 06/30/2018, 06/30/2020) 62705 HARIPAD TEMPLE TOWN 01/11/2000			Active	18	0	0	0	0.00%	18		2		2	R	VP,SC	3		
Exc Award (06/30/2018, 06/30/2024) 151313 Kallada Town 06/28/2022			Active	15	2	0	2	15.38%	13		1		None		P,S,T,M,VP SC	10		
56735 KALLAMBALAM 03/24/1995			Active	37	2	2	0	0.00%	37	15	1			N	M,VP	2		
Exc Award (06/30/2017, 06/30/2018, 06/30/2020) 135073 Kallara 06/18/2018			Status Quo(1)	24	2	0	2	9.09%	22		6			N		9	90+ Days	
Exc Award (06/30/2020, 06/30/2021) 120194 Karette 08/21/2013			Status Quo(1)	19	6	1	5	35.71%	14	0	3				M,VP,SC	0	90+ Days	
Exc Award (06/30/2016, 06/30/2017, 06/30/2020) 120431 Karunagapally Royal 09/27/2013			Active	22	1	16	-15	-40.54%	37	5	5			N	S,T,VP	2		
Exc Award (06/30/2017, 06/30/2018, 06/30/2020)																		




Club Health Assessment for District 318 A through May 2025

			Status	Membership							Reports					Finance		LCIF
Club Number	Club Name	Charter Date		Current Member Count	YTD Members Added	YTD Members Dropped	YTD Net Growth	YTD Net Growth%	Member Count 12 Months Ago	Avg. length of service for dropped members	Months Since Last MMR ***	Yrs. Since Last Officer Report	President Rotation	Vice President Reported ****	Months Since Last Activity Report ***	Account Balance	Donations for current Fiscal Year	
			Number of times on status quo within last two years	If below 15 members appears				If net loss is greater than 20% appears			If no report in 3 months appears in	When more than one year appears in	Number of repeat terms	Notes the officers that do not have an active	If no report at 12 months appears in red			
50679	KARUNAGAPPALLY	06/07/1990	Status Quo(2)	26	0	0	0	0.00%	22		9			T,M,VP,SC	10	90+ Days		
	Exc Award (06/30/2017, 06/30/2018, 06/30/2019)																	
144197	Karunagappally Central	12/21/2020	Cancelled(8*)	0	0	18	-18	-100.00%	19	3	10		None	P,S,T,M,VP SC	10	90+ Days		
	Exc Award (06/30/2024)																	
56197	KATTAKADA TOWN	10/27/1994	Active	19	0	1	-1	-5.00%	17	2	9			R M,VP	10			
	Exc Award (06/30/2016, 06/30/2017, 06/30/2018)																	
35114	KAYAMKULAM	02/23/1978	Active	44	0	2	-2	-4.35%	44	7	0			N	10			
	Exc Award (06/30/2016, 06/30/2017, 06/30/2018)																	
49751	KAYAMKULAM CENTRAL	06/19/1989	Status Quo(1)	15	0	0	0	0.00%	15		2			N S,T,M	8	90+ Days		
	Exc Award (06/30/2016, 06/30/2017, 06/30/2018)																	
98872	KILIMANOOR PONGANADU	03/20/2007	Active	18	1	0	1	5.88%	19		0			N SC	4			
	Exc Award (06/30/2017, 06/30/2018, 06/30/2019)																	
135404	Kollam City West	07/03/2018	Cancelled(8*)	0	0	5	-5	-100.00%	5	6	5		None	P,S,T,M,VP SC	24+	90+ Days		
	Exc Award (06/30/2021)																	
51866	KOLLAM GREATER	06/25/1991	Active	19	1	0	1	5.56%	18		1		2	M,VP,SC	10			
	Exc Award (06/30/2016, 06/30/2017, 06/30/2018)																	
104498	KOLLAM MELVIN JONES SCHOOL	01/22/2009	Active(1)	22	1	0	1	4.76%	21		9			N M	8			
	Exc Award (06/30/2016, 06/30/2017, 06/30/2018)																	
26702	KOTTARAKARA	12/03/1969	Active	43	2	1	1	2.38%	45	12	1			VP	10			
	Exc Award (06/30/2016, 06/30/2017, 06/30/2018)																	
128456	Kovalam	08/31/2016	Active	21	1	4	-3	-12.50%	24	3	1			R	1		\$50.01	
	Exc Award (06/30/2018, 06/30/2020)																	
145929	Kovalam Raymond	04/26/2021	Active	17	1	5	-4	-19.05%	21	4	0			R M	10			
	Exc Award (06/30/2024)																	
125589	Krishnapuram Palace	08/24/2015	Active(1)	18	18	20	-2	-10.00%	22	7	0		2	N T,M	10			
	Exc Award (06/30/2018, 06/30/2019)																	
147323	Kulathupuzha	07/26/2021	Active	19	0	0	0	0.00%	22		3		3	R S,T,M,VP	2			
	Exc Award (06/30/2024)																	
61961	KUNDARA	05/17/1999	Active	54	6	2	4	8.00%	50	26	1			N M	3			



Club Health Assessment for District 318 A through May 2025

			Status	Membership							Reports					Finance	LCIF
Club Number	Club Name	Charter Date		Current Member Count	YTD Members Added	YTD Members Dropped	YTD Net Growth	YTD Net Growth%	Member Count 12 Months Ago	Avg. length of service for dropped members	Months Since Last MMR ***	Yrs. Since Last Officer Report	President Rotation	Vice President Reported ****	Months Since Last Activity Report ***	Account Balance	Donations for current Fiscal Year
			Number of times on status quo within last two years	If below 15 members appears				If net loss is greater than 20% appears			If no report in 3 months appears in	When more than one year appears in	Number of repeat terms	Notes the officers that do not have an active	If no report at 12 months appears in red		
Exc Award (06/30/2018, 06/30/2020, 06/30/2022)	144126 Kundara Royals	12/18/2020	Active	48	6	7	-1	-2.04%	49	2	4			N	3	90+ Days	
Exc Award (06/30/2021, 06/30/2023, 06/30/2025)	67259 KUNNICODE	02/11/2003	Active	26	1	0	1	4.00%	25		7			M,VP,SC	5		
Exc Award (06/30/2017, 06/30/2018, 06/30/2020)	149217 Kureepally	12/13/2021	Status Quo(1)	20	0	0	0	0.00%	23		11			N	10		
Exc Award (06/30/2023)	152331 Malayinkeezhu	08/31/2022	Active	11	1	11	-10	-47.62%	29	2	1			N	7		
Exc Award (06/30/2023)	67067 MANAMBUR	01/08/2003	Active	33	3	0	3	10.00%	33		0				M,VP,SC	4	
Exc Award (06/30/2017, 06/30/2018, 06/30/2020)	96550 MAYYANAD	03/14/2006	Active	14	1	2	-1	-6.67%	15	16	2		4	R	T,M	2	
Exc Award (06/30/2017, 06/30/2021)	51320 MURUKKUMPUZHA	02/13/1991	Active	36	2	2	0	0.00%	35	3	0			N		0	
Exc Award (06/30/2017, 06/30/2018, 06/30/2020)	134933 Muthukulam	06/01/2018	Active	23	7	5	2	9.52%	21	3	0			N	M	5	
Exc Award (06/30/2019, 06/30/2020, 06/30/2022)	107843 NAGAROOR	03/19/2010	Active	19	0	2	-2	-9.52%	24	15	3			N	T,SC	1	\$100.03
Exc Award (06/30/2017, 06/30/2018, 06/30/2020)	26711 NEDUMANGAD	07/10/1973	Active	31	2	7	-5	-13.89%	38	13	2			N	M,SC	0	
Exc Award (06/30/2017, 06/30/2018, 06/30/2020)	55037 NEYYATTINKARA TOWN	11/09/1993	Active	27	0	1	-1	-3.57%	28	16	10			IP	M,SC	9	
Exc Award (06/30/2017, 06/30/2024)	51322 NOORNAD	02/13/1991	Active	33	3	8	-5	-13.16%	38	3	6			N		10	
Exc Award (06/30/2017, 06/30/2018, 06/30/2020)	50680 OCHIRA	06/07/1990	Active	69	0	1	-1	-1.43%	72	34	7			N	T	3	
Exc Award (06/30/2016, 06/30/2017, 06/30/2020)	123299 Ochira Greater	10/08/2014	Active	18	0	6	-6	-25.00%	24	5	1			N		9	
Exc Award (06/30/2016, 06/30/2018)	147324 Odanavattom	07/26/2021	Active	30	2	2	0	0.00%	30	2	3			N	S,M,SC	8	



Club Health Assessment for District 318 A through May 2025

			Status	Membership							Reports					Finance		LCIF
Club Number	Club Name	Charter Date		Current Member Count	YTD Members Added	YTD Members Dropped	YTD Net Growth	YTD Net Growth%	Member Count 12 Months Ago	Avg. length of service for dropped members	Months Since Last MMR ***	Yrs. Since Last Officer Report	President Rotation	Vice President Reported ****	Months Since Last Activity Report ***	Account Balance	Donations for current Fiscal Year	
			Number of times on status quo within last two years	If below 15 members appears				If net loss is greater than 20% appears			If no report in 3 months appears in	When more than one year appears in	Number of repeat terms	Notes the officers that do not have an active	If no report at 12 months appears in red			
Exc Award (06/30/2024)																		
124672	Oyoor	05/11/2015	Active	18	0	0	0	0.00%	18		3			N	M,SC	4		
Exc Award (06/30/2016, 06/30/2017, 06/30/2018)																		
132092	Oyoor Town	07/04/2017	Active	24	2	6	-4	-14.29%	31	2	3			N	T,SC	3		
Exc Award (06/30/2018, 06/30/2020, 06/30/2021)																		
63947	PARASSALA	01/30/2001	Active(2)	10	1	0	1	11.11%	9		5				M,VP,SC	7		
Exc Award (06/30/2018, 06/30/2019)																		
44912	PARAVUR	04/30/1985	Active	27	0	0	0	0.00%	27		3			N	T,M,VP	10		
Exc Award (06/30/2018, 06/30/2021, 06/30/2022)																		
67126	PARIPPALLY	01/15/2003	Active	48	3	1	2	4.35%	47	16	3		2	N	P	9		
Exc Award (06/30/2017, 06/30/2018, 06/30/2019)																		
136745	Parippally Chavarcode	10/31/2018	Active(1)	23	10	6	4	21.05%	20	5	1			N	S	5		
Exc Award (06/30/2019, 06/30/2020, 06/30/2021)																		
56272	PATHANAPURAM TOWN	11/22/1994	Active(1)	19	3	0	3	18.75%	17		3			N	M,SC	6	\$1,000.00	
Exc Award (06/30/2017, 06/30/2018, 06/30/2019)																		
123952	Pathiyoor	01/12/2015	Active	13	0	1	-1	-7.14%	16	3	2			N		7		
Exc Award (06/30/2016, 06/30/2017, 06/30/2018)																		
106348	PERUMGUZHY	08/24/2009	Active(1)	10	0	8	-8	-44.44%	18	6	5				M,VP,SC	10		
Exc Award (06/30/2018)																		
50402	POOYAPPALLY	04/05/1990	Active	34	1	0	1	3.03%	33		7			N	P,M,VP,SC	2		
Exc Award (06/30/2016, 06/30/2018, 06/30/2019)																		
150083	Pooyappally Town	04/04/2022	Active	19	4	0	4	26.67%	20		2			N	M,SC	10		
Exc Award (06/30/2020)																		
140297	Pothencode	12/02/2019	Active	32	4	12	-8	-20.00%	45	3	0			R	SC	10		
Exc Award (06/30/2016, 06/30/2019, 06/30/2020)																		
28241	PUNALUR	03/27/1974	Active	23	1	0	1	4.55%	26		2		2		M,VP,SC	10		
Exc Award (06/30/2016, 06/30/2017, 06/30/2018)																		
103434	PUNALUR GREATER	09/11/2008	Active	40	12	2	10	33.33%	31	9	1			N	T,M	10		
Exc Award (06/30/2016, 06/30/2017, 06/30/2018)																		
26724	PUTHOOR	04/23/1973	Active(1)	17	4	5	-1	-5.56%	18	9	1				T,M,VP,SC	10		



Club Health Assessment for District 318 A through May 2025

			Status	Membership							Reports					Finance		LCIF	
Club Number	Club Name	Charter Date		Current Member Count	YTD Members Added	YTD Members Dropped	YTD Net Growth	YTD Net Growth%	Member Count 12 Months Ago	Avg. length of service for dropped members	Months Since Last MMR ***	Yrs. Since Last Officer Report	President Rotation	Vice President Reported ****	Months Since Last Activity Report ***	Account Balance	Donations for current Fiscal Year		
			Number of times on status quo within last two years	If below 15 members appears				If net loss is greater than 20% appears			If no report in 3 months appears in	When more than one year appears in	Number of repeat terms	Notes the officers that do not have an active	If no report at 12 months appears in red				
Exc Award (06/30/2016, 06/30/2017, 06/30/2020)			Active(1)	19	19	23	-4	-17.39%	23	9	2		3	R	T,SC	9			
106295 PUTHUPALLY 08/18/2009																			
Exc Award (06/30/2018, 06/30/2024)																			
26725 QUILON 10/12/1961			Active(2)	50	3	1	2	4.17%	48	35	2		4	N		10			
Exc Award (06/30/2020, 06/30/2024)																			
48200 QUILON CENTRAL 02/22/1988			Active	54	8	5	3	5.88%	51	9	1			N		10			
Exc Award (06/30/2017, 06/30/2018, 06/30/2020)			Cancelled(8*)	0	0	5	-5	-100.00%	5	3	5		None		P,S,T,M,VP SC	24+	90+ Days		
151452 Quilon City 06/28/2022																			
37885 QUILON EAST 12/07/1979				Active(1)	28	0	3	-3	-9.68%	32	9	8			N	T	3		
Exc Award (06/30/2016, 06/30/2017, 06/30/2020)			Active	18	2	4	-2	-10.00%	25	2	1			N	SC	10			
153555 Quilon Empower 02/23/2023																			
144037 Quilon Roses 03/26/2021				Cancelled(8*)	0	0	24	-24	-100.00%	24	3	1	1	None		P,S,T,M,VP SC			24+
Exc Award (06/30/2023)			Active	16	4	7	-3	-15.79%	19	11	1			N	M	10			
61767 SASTHAMCOTTA 04/02/1999																			
133748 Sasthamcotta Hill Top 02/12/2018				Active	17	0	0	0	0.00%	17		24				S,T,M,VP,SC			7
147325 Sreekaryam 09/01/2021			Cancelled(8*)	0	1	15	-14	-100.00%	14	3	8		None		P,S,T,M,VP SC	13	90+ Days		
131991 Thevalakkara 07/04/2017			Active(1)	21	2	2	0	0.00%	22	6	0			R		10			
Exc Award (06/30/2019, 06/30/2021)			Cancelled(8*)	0	0	21	-21	-100.00%	21	2	5	1	None		P,S,T,M,VP SC	N/A	90+ Days		
151900 Thiruvananthapuram Chenkal 08/30/2022																			
55222 THIRUVANANTHAPURAM CITY 01/13/1994				Active	40	4	2	2	5.26%	41	3	0			N	P,T	1	\$93.00	
Exc Award (06/30/2016, 06/30/2017, 06/30/2020)			Cancelled(8*)	0	0	16	-16	-100.00%	16	5	5		None		P,S,T,M,VP SC	21	90+ Days		
130315 Thiruvananthapuram Golden Jubilee 03/15/2017																			
148320 Thiruvananthapuram Gowreesapattom 10/11/2021				Active	32	3	0	3	10.34%	28		3			N		0		
Exc Award (06/30/2023, 06/30/2024)			Active	27	3	2	1	3.85%	26	3	5				VP	10			
135430 Thiruvananthapuram South 07/03/2018																			
Exc Award (06/30/2019, 06/30/2021)				Active	37	3	17	-14	-27.45%	65	7	3				M,VP			0
84695 TRIVANDRUM AIRPORT CITY 01/13/2005																			



Club Health Assessment for District 318 A through May 2025

			Status	Membership						Reports					Finance		LCIF	
Club Number	Club Name	Charter Date		Current Member Count	YTD Members Added	YTD Members Dropped	YTD Net Growth	YTD Net Growth%	Member Count 12 Months Ago	Avg. length of service for dropped members	Months Since Last MMR ***	Yrs. Since Last Officer Report	President Rotation	Vice President Reported ****	Months Since Last Activity Report ***	Account Balance	Donations for current Fiscal Year	
			Number of times on status quo within last two years	If below 15 members appears				If net loss is greater than 20% appears			If no report in 3 months appears in	When more than one year appears in	Number of repeat terms	Notes the officers that do not have an active	If no report at 12 months appears in red			
Exc Award (06/30/2016, 06/30/2017, 06/30/2020)			Active	63	5	7	-2	-3.08%	64	5	1			M,VP,SC	6		\$29.95	
64783	TRIVANDRUM ANANTHAPURI	11/13/2001																
Exc Award (06/30/2016, 06/30/2018, 06/30/2020)			Active	15	2	7	-5	-25.00%	22	7	3			N	T,SC	6		
115122	TRIVANDRUM CAPITAL	09/19/2011																
Exc Award (06/30/2016, 06/30/2017, 06/30/2020)			Active	33	1	1	0	0.00%	33	1	5			N	SC	7		
49147	TRIVANDRUM CENTRAL	01/09/1989																
Exc Award (06/30/2017, 06/30/2018, 06/30/2020)			Active	23	0	1	-1	-4.17%	24	2	0		2		S,T,M,VP,SC	10		
26737	TRIVANDRUM CITY WEST	01/01/1970																
Exc Award (06/30/2018, 06/30/2020, 06/30/2020)			Active	40	4	0	4	11.11%	36		2			N	VP	0		
52619	TRIVANDRUM COSMOPOLITAN	03/04/1992																
Exc Award (06/30/2017, 06/30/2018, 06/30/2020)			Active	24	0	0	0	0.00%	24		12		2		M,VP,SC	10		
84081	TRIVANDRUM COTTON HILL	09/01/2004																
Exc Award (06/30/2018)			Active(1)	10	1	4	-3	-23.08%	13	4	4			N	M	10		
121658	Trivandrum Crown	03/25/2014																
Exc Award (06/30/2018, 06/30/2024)			Active	40	5	3	2	5.26%	46	4	0			N		0		
117123	TRIVANDRUM CRYSTAL	06/11/2012																
Exc Award (06/30/2016, 06/30/2017, 06/30/2020)			Active	51	6	0	6	13.33%	45		3			N	SC	10		
97151	TRIVANDRUM DIAMONDS	05/18/2006																
Exc Award (06/30/2017, 06/30/2019, 06/30/2020)			Active	32	0	2	-2	-5.88%	34	5	6			R		2		\$101.83
45970	TRIVANDRUM EAST	03/10/1986																
Exc Award (06/30/2016, 06/30/2017, 06/30/2020)			Active	49	2	6	-4	-7.55%	53	3	0			N		2		
89108	TRIVANDRUM ELITES	08/16/2005																
Exc Award (06/30/2017, 06/30/2018, 06/30/2020)			Active(1)	11	3	2	1	10.00%	14	1	3				T,M,VP,SC	10		
132107	Trivandrum Flowers	07/04/2017																
139663 Trivandrum Friends			Active	14	2	2	0	0.00%	14	3	8				M,VP,SC	5		
		09/09/2019																
Exc Award (06/30/2021, 06/30/2023)			Active(1)	14	4	0	4	40.00%	17		10		5	R	T,M,SC	1		
142541	Trivandrum Garden	08/06/2020																
93235 TRIVANDRUM GEMS			Active	30	4	0	4	15.38%	28		7		2	N		8		
		01/03/2006																
Exc Award (06/30/2017, 06/30/2018, 06/30/2020)																		




Club Health Assessment for District 318 A through May 2025

			Status	Membership							Reports					Finance		LCIF
Club Number	Club Name	Charter Date		Current Member Count	YTD Members Added	YTD Members Dropped	YTD Net Growth	YTD Net Growth%	Member Count 12 Months Ago	Avg. length of service for dropped members	Months Since Last MMR ***	Yrs. Since Last Officer Report	President Rotation	Vice President Reported ****	Months Since Last Activity Report ***	Account Balance	Donations for current Fiscal Year	
			Number of times on status quo within last two years	If below 15 members appears				If net loss is greater than 20% appears			If no report in 3 months appears in	When more than one year appears in	Number of repeat terms	Notes the officers that do not have an active	If no report at 12 months appears in red			
108706	TRIVANDRUM GINKGO	06/28/2010	Active	24	4	1	3	14.29%	21	4	3			R	SC	10		
	Exc Award (06/30/2016, 06/30/2018, 06/30/20																	
117844	TRIVANDRUM GOLDEN CITY	09/18/2012	Active	12	0	0	0	0.00%	13		11				M,VP,SC	10		
	Exc Award (06/30/2017, 06/30/2018, 06/30/20																	
52179	TRIVANDRUM GREATER	11/21/1991	Active	14	5	6	-1	-6.67%	15	4	2		2	N	T	8		
	Exc Award (06/30/2017, 06/30/2018, 06/30/20																	
142005	Trivandrum Greencity	07/02/2020	Active	57	7	8	-1	-1.72%	58	3	3			R		3		
	Exc Award (06/30/2021, 06/30/2023, 06/30/20																	
154096	Trivandrum Healers	03/31/2023	Cancelled(8*)	0	0	21	-21	-100.00%	21	2	5		None		P,S,T,M,VP SC	N/A	90+ Days	
26736	TRIVANDRUM HOST	10/13/1961	Active	100	2	3	-1	-0.99%	101	5	0			R		1	\$1,100.33	
	Exc Award (06/30/2016, 06/30/2017, 06/30/20																	
154051	Trivandrum Icons	03/30/2023	Active	33	7	0	7	26.92%	31		2			N	SC	0		
	Exc Award (06/30/2024)																	
67110	TRIVANDRUM IMPACT	01/15/2003	Active	56	4	0	4	7.69%	52		3			N	SC	0		
	Exc Award (06/30/2016, 06/30/2017, 06/30/20																	
123507	Trivandrum Inspire	10/31/2014	Cancelled(8*)	0	0	14	-14	-100.00%	14	11	13		None		P,S,T,M,VP SC	7	90+ Days	
	Exc Award (06/30/2017, 06/30/2018)																	
95909	TRIVANDRUM KING CITY	02/23/2006	Active	16	5	2	3	23.08%	13	2	2			R	M	6		
56083	TRIVANDRUM KOWDIAR	09/12/1994	Active	35	7	0	7	25.00%	28		1			N	T	6	\$1,020.66	
	Exc Award (06/30/2016, 06/30/2017, 06/30/20																	
134189	Trivandrum Majesty	03/23/2018	Active(1)	16	4	2	2	14.29%	22	5	4				M,VP,SC	9		
	Exc Award (06/30/2019, 06/30/2020, 06/30/20																	
150498	Trivandrum Metro City	04/14/2022	Cancelled(8*)	0	0	8	-8	-100.00%	15	4	8		None		P,S,T,M,VP SC	18	90+ Days	
63525	TRIVANDRUM METROPOLIS	08/14/2000	Active	27	0	3	-3	-10.00%	30	12	4			N	M	0		
	Exc Award (06/30/2016, 06/30/2017, 06/30/20																	
60616	TRIVANDRUM MID TOWN	04/06/1998	Active	10	0	8	-8	-44.44%	18	11	1			N	M,VP,SC	10		
	Exc Award (06/30/2017, 06/30/2018, 06/30/20																	
117660	TRIVANDRUM NATIONAL	08/16/2012	Active(1)	24	4	1	3	14.29%	21	7	2		2	N	M,SC	10		
	Exc Award (06/30/2017, 06/30/2018, 06/30/20																	



Club Health Assessment for District 318 A through May 2025

			Status	Membership							Reports					Finance		LCIF
Club Number	Club Name	Charter Date		Current Member Count	YTD Members Added	YTD Members Dropped	YTD Net Growth	YTD Net Growth%	Member Count 12 Months Ago	Avg. length of service for dropped members	Months Since Last MMR ***	Yrs. Since Last Officer Report	President Rotation	Vice President Reported ****	Months Since Last Activity Report ***	Account Balance	Donations for current Fiscal Year	
			Number of times on status quo within last two years	If below 15 members appears				If net loss is greater than 20% appears			If no report in 3 months appears in	When more than one year appears in	Number of repeat terms	Notes the officers that do not have an active	If no report at 12 months appears in red			
106421	TRIVANDRUM NOBLE	08/31/2009	Active	28	5	6	-1	-3.45%	32	12	3			N	M,SC	10		
	Exc Award (06/30/2016, 06/30/2017, 06/30/20																	
57402	TRIVANDRUM NORTH	10/02/1995	Active	19	2	6	-4	-17.39%	23	4	5			N		10		
	Exc Award (06/30/2017, 06/30/2018, 06/30/20																	
95061	TRIVANDRUM NOVA	01/17/2006	Active	28	1	2	-1	-3.45%	29	6	5				M,VP,SC	6		
	Exc Award (06/30/2016, 06/30/2017, 06/30/20																	
85955	TRIVANDRUM OASIS	03/22/2005	Active	32	4	4	0	0.00%	36	7	0			N		0	\$180.00	
	Exc Award (06/30/2016, 06/30/2017, 06/30/20																	
125538	Trivandrum Ocean	08/24/2015	Active	27	8	1	7	35.00%	21	9	0				M,VP,SC	9		
	Exc Award (06/30/2017, 06/30/2018, 06/30/20																	
61126	TRIVANDRUM P R S PRIDE	09/09/1998	Active	17	0	4	-4	-19.05%	21	12	1		None	N	P,VP,SC	10		
	Exc Award (06/30/2018, 06/30/2021, 06/30/20																	
108813	TRIVANDRUM PEARL	06/29/2010	Active	5	0	0	0	0.00%	5		2		16	N	S,T,M,VP,SC	10		
	Exc Award (06/30/2019)																	
140876	Trivandrum Peroorkada	02/12/2020	Active	33	9	7	2	6.45%	34	2	1			N	S,M,SC	6		
	Exc Award (06/30/2021, 06/30/2024)																	
150507	Trivandrum Peyad	05/11/2022	Active	40	3	0	3	8.11%	42		4			N		2		
	Exc Award (06/30/2023)																	
139318	Trivandrum Platinum	07/25/2019	Active(1)	29	3	2	1	3.57%	28	3	0			N		3		
	Exc Award (06/30/2020, 06/30/2024)																	
109836	TRIVANDRUM POOJAPPURA	12/09/2010	Active	46	0	0	0	0.00%	48		10			N	T,SC	5		
	Exc Award (06/30/2016, 06/30/2017, 06/30/20																	
109065	TRIVANDRUM RAINBOW	08/11/2010	Active	45	2	0	2	4.65%	46		2			N		0		
	Exc Award (06/30/2017, 06/30/2018, 06/30/20																	
84713	TRIVANDRUM RAJADHANI	01/19/2005	Active	49	3	8	-5	-9.26%	49	6	1				M,VP,SC	0		
	Exc Award (06/30/2016, 06/30/2017, 06/30/20																	
132915	Trivandrum Regency	10/26/2017	Active	45	4	10	-6	-11.76%	52	1	5			N	M,SC	3		
	Exc Award (06/30/2018, 06/30/2019, 06/30/20																	
61357	TRIVANDRUM ROYAL	12/15/1998	Active	44	0	6	-6	-12.00%	51	6	0			N	M	0		



Club Health Assessment for District 318 A through May 2025

			Status	Membership							Reports					Finance		LCIF		
Club Number	Club Name	Charter Date		Current Member Count	YTD Members Added	YTD Members Dropped	YTD Net Growth	YTD Net Growth%	Member Count 12 Months Ago	Avg. length of service for dropped members	Months Since Last MMR ***	Yrs. Since Last Officer Report	President Rotation	Vice President Reported ****	Months Since Last Activity Report ***	Account Balance	Donations for current Fiscal Year			
			Number of times on status quo within last two years	If below 15 members appears					If net loss is greater than 20% appears					If no report in 3 months appears in	When more than one year appears in	Number of repeat terms	Notes the officers that do not have an active	If no report at 12 months appears in red		
Exc Award (06/30/2018, 06/30/2021, 06/30/2022)			Status Quo(3)	10	2	2	0	0.00%	11	6	1		5	R	P,T,M,SC	8	90+ Days			
88977 TRIVANDRUM RUBY 07/20/2005																				
Exc Award (06/30/2017, 06/30/2018, 06/30/2022)			Active(1)	23	0	6	-6	-20.69%	30	3	4				M,VP,SC	4	90+ Days			
142971 Trivandrum Smart City 09/18/2020																				
Exc Award (06/30/2021, 06/30/2024)			Cancelled(8*)	0	1	7	-6	-100.00%	6	3	10		None		P,S,T,M,VP SC VP	10	90+ Days			
145842 Trivandrum Soorya 04/22/2021																				
84913 TRIVANDRUM SPACE CITY 02/24/2005			Active	16	0	1	-1	-5.88%	17	19	9					9				
Exc Award (06/30/2016, 06/30/2017, 06/30/2022)			Active	57	6	8	-2	-3.39%	59	5	3			N	S,SC	3	90+ Days			
133157 Trivandrum Thirumala 12/04/2017																				
Exc Award (06/30/2018, 06/30/2019, 06/30/2022)			Active	38	0	0	0	0.00%	49		9			N		10	90+ Days			
54271 TRIVANDRUM TOWERS 03/24/1993																				
Exc Award (06/30/2016, 06/30/2018, 06/30/2022)			Active	20	1	3	-2	-9.09%	20	5	2			N	T,M,SC	10	90+ Days			
138635 Trivandrum Vanchinadu 06/19/2019																				
Exc Award (06/30/2021)			Status Quo(2)	15	0	0	0	0.00%	15		13			N		10	90+ Days			
143765 Vakkanadu 12/01/2020																				
151347 Vakkom Royal 06/28/2022			Active	42	35	13	22	110.00%	21	2	1				M,VP,SC	10				
59389 VAKKOM-KADAKKAVOOR 04/21/1997			Active(1)	26	9	7	2	8.33%	24	3	0				T,M,VP	10				
Exc Award (06/30/2017, 06/30/2018, 06/30/2022)			Active(1)	22	0	0	0	0.00%	22		14			N	T,M	10	90+ Days			
106296 VALLIKUNNAM 08/18/2009																				
Exc Award (06/30/2018, 06/30/2020)			Active	56	3	7	-4	-6.67%	60	3	2				M,VP,SC	2	90+ Days			
42031 VARKALA 11/29/1982																				
Exc Award (06/30/2016, 06/30/2018, 06/30/2022)			Active	65	10	0	10	18.18%	55		0		2		M,VP,SC	10	90+ Days			
52942 VATTIYOORKAVU 04/14/1992																				
Exc Award (06/30/2020, 06/30/2021, 06/30/2022)			Active	12	0	5	-5	-29.41%	15	3	3		3	R	SC	3	90+ Days			
153612 Venganoor Elite 02/01/2023																				
126123 Vizhinjam 12/02/2015			Active	46	9	4	5	12.20%	41	2	3			N		10				
Exc Award (06/30/2017, 06/30/2018, 06/30/2022)																				



Club Health Assessment for District 318 A through May 2025

			Status	Membership						Reports				Finance	LCIF		
Club Number	Club Name	Charter Date		Current Member Count	YTD Members Added	YTD Members Dropped	YTD Net Growth	YTD Net Growth%	Member Count 12 Months Ago	Avg. length of service for members	Months Since Last MMR ***	Yrs. Since Last Officer Report	President Rotation	Vice President Reported ****	Months Since Last Activity Report ***	Account Balance	Donations for current Fiscal Year
			Number of times on status quo within last two years	If below 15 members appears				If net loss is greater than 20% appears			If no report in 3 months appears in	When more than one year appears in	Number of repeat terms	Notes the officers that do not have an active	If no report at 12 months appears in red		

Clubs Cancelled Previous Fiscal Year – Clubs Cancelled within last 12 months may be reinstated

Club Number	Club Name	Charter Date	Current Status*	Cancellation Date
139408	Kadakkal	09/24/2019	Cancelled(8*)	12/29/2023
150500	Trivandrum Sea Port	06/28/2022	Cancelled(8*)	02/29/2024
151920	Trivandrum Shankumugham	08/30/2022	Cancelled(8*)	02/29/2024
152430	Trivandrum Temple City	08/31/2022	Cancelled(8*)	08/29/2023
153184	Trivandrum Vilappilsala	12/09/2022	Cancelled(8*)	02/29/2024
124008	Varkala Town	01/20/2015	Cancelled(8*)	05/29/2024
152532	Vellarada	08/31/2022	Cancelled(8*)	12/29/2023

Current Total Clubs Count	YTD New Clubs Count	YTD Cancelled Clubs Count	YTD Net Club Gain	Current Total Members Count	YTD YTD Add	YTD YTD Drop	YTD Net Growth	YTD Net Growth %	Member Count 12 Months Ago	Average Member Count Per Club	% of Clubs with less than 20 members	% No MMR in 3 Months	% No Officer Report in 12 Months	% of Clubs with balance 90+ days	Number of Clubs in Status Quo	% Status Quo Clubs in Financial Suspension	Number of Cancelled Clubs	Average Cancelled Club Age	Members Lost Due to Cancellation	% of Clubs Cancelled for Non-Financial Reasons
145	4	12	-8	4,267	617	667	-50	-1.16%	4,483	29	32%	52%	0%	9%	12	100%	12	6	159	-58%

* - P - Priority Club. Cancellation Reasons: 1-Objectives/conduct, 2-Non-active club, 5-Non-existing club, 6-Disbanding, 7-Merger, 8-Financial Suspension, 9-District/Multiple District Dues.

** - Abbreviation: P-President, S-Secretary, T-Treasurer, M-Member Chairperson, VP-First Vice President, MC-Communications Chairperson, SC-Service Chairperson

*** - Abbreviation: N/R - Never reported using the Lions Clubs website, N/A - Not applicable, No password registered for the Lions Clubs website.

**** - Abbreviation: N - New, IP - Immediate Past, R - Repeat.



Club Health Assessment for District 318 B through May 2025

			Status	Membership							Reports					Finance	LCIF	
Club Number	Club Name	Charter Date		Current Member Count	YTD Members Added	YTD Members Dropped	YTD Net Growth	YTD Net Growth%	Member Count 12 Months Ago	Avg. length of service for dropped members	Months Since Last MMR ***	Yrs. Since Last Officer Report	President Rotation	Vice President Reported ****	Months Since Last Activity Report ***	Account Balance	Donations for current Fiscal Year	
			Number of times on status quo within last two years	If below 15 members appears				If net loss is greater than 20% appears			If no report in 3 months appears in	When more than one year appears in	Number of repeat terms		Notes the officers that do not have an active	If no report at 12 months appears in red		
Clubs less than two years old																		
179876	Chennithala	12/16/2024	Status Quo(1)	20	20	0	20	100.00%	0		5			N	M,SC	3	90+ Days	
155890	Edathua Town	09/04/2023	Active(1)	17	0	12	-12	-41.38%	29	2	0			N	T,M,VP,SC	8		\$131.66
180125	Elamgulam	03/06/2025	Newly Chartered	23	23	0	23	100.00%	0		2				M,VP,SC	N/A		
181030	Kavalam	03/04/2025	Newly Chartered	23	23	0	23	100.00%	0		2				M,VP,SC	N/A		
172323	Kumbanad	06/26/2024	Cancelled(8*)	0	0	20	-20	-100.00%	0	1	2		None		P,S,T,M,VP SC	3	90+ Days	
178854	Kurichithanam Central	10/07/2024	Active(1)	31	31	0	31	100.00%	0		5				T,M,VP,SC	4		
181031	Malam Mount Mary	03/06/2025	Newly Chartered	22	22	0	22	100.00%	0		2			N	M,SC	N/R		
155868	Oonnukal	09/08/2023	Active	29	8	8	0	0.00%	29	1	5			N	SC	3		
182054	Pandanad	05/02/2025	Newly Chartered	20	20	0	20	100.00%	0		0			N	SC	N/R		
179836	Pathanamthitta Town	12/09/2024	Active(1)	32	32	0	32	100.00%	0		4				T,M,VP,SC	3		
179422	Poonjar	11/11/2024	Active	23	23	0	23	100.00%	0		6				M,VP,SC	4		
156714	Thiruvalla Impact	01/22/2024	Active(1)	20	0	0	0	0.00%	20		16		2	N	S,T,M	4		
178851	Travancore Safari	10/11/2024	Active	21	21	0	21	100.00%	0		6				M,VP,SC	4		
Clubs more than two years old																		
52941	ADOOR	04/14/1992	Active	51	1	1	0	0.00%	51	33	0			N	T,SC	7		
	Exc Award (06/30/2023)																	
83065	ADOOR CENTRAL	06/30/2004	Active	47	9	1	8	20.51%	39	14	0			R		1		\$838.57
	Exc Award (06/30/2024)																	
108607	ADOOR EMIRATES	06/11/2010	Active	43	3	1	2	4.88%	45	4	7			N		0		\$3,123.19
	Exc Award (06/30/2021, 06/30/2023)																	
152510	Adoor Gems Overseas	08/31/2022	Active	30	1	1	0	0.00%	32	2	3			N	M	5		\$3,292.69
	Exc Award (06/30/2023)																	
149444	Adoor Kings	01/04/2022	Active	30	2	2	0	0.00%	32	3	0			R	S,M,VP,SC	9		




Club Health Assessment for District 318 B through May 2025

			Status	Membership							Reports					Finance	LCIF	
Club Number	Club Name	Charter Date		Current Member Count	YTD Members Added	YTD Members Dropped	YTD Net Growth	YTD Net Growth%	Member Count 12 Months Ago	Avg. length of service for dropped members	Months Since Last MMR ***	Yrs. Since Last Officer Report	President Rotation	Vice President Reported ****	Months Since Last Activity Report ***	Account Balance	Donations for current Fiscal Year	
			Number of times on status quo within last two years	If below 15 members appears				If net loss is greater than 20% appears			If no report in 3 months appears in	When more than one year appears in	Number of repeat terms	Notes the officers that do not have an active	If no report at 12 months red			
143526	Adoor Thirukochi	11/04/2020	Status Quo(1)	36	0	0	0	0.00%	41		9		2	M,VP,SC	3	90+ Days	\$730.00	
115615	ARUVITHURA	11/28/2011	Active	21	1	2	-1	-4.55%	28	7	1			N	VP,SC			8
Exc Award (06/30/2017, 06/30/2018)																		
61343	ATHIRAMPUZHA	12/15/1998	Active	31	4	0	4	14.81%	27		3			R	P,VP	21		
Exc Award (06/30/2018)																		
65312	ATHIRAMPUZHA	05/02/2002	Active	28	3	0	3	12.00%	25		2			N	P,T,VP,SC	21		
PRIYADARSINI HILL																		
Exc Award (06/30/2018)																		
65061	AYARKUNNAM	03/06/2002	Active	48	1	2	-1	-2.04%	49	14	2			N	P	0		\$59.78
Exc Award (06/30/2018, 06/30/2024)																		
77429	BHARANANGANAM	09/24/2003	Active	17	0	1	-1	-5.56%	18	12	1			N	M,VP,SC	8		
Exc Award (06/30/2018)																		
26688	CHANGANACHERRY	10/10/1970	Active	163	14	5	9	5.84%	154	5	0			N	S,M,SC	6		\$4,638.32
Exc Award (06/30/2018, 06/30/2023, 06/30/2024)																		
153640	Changanacherry Gateway	03/30/2023	Active	19	0	4	-4	-17.39%	23	1	5			N		1		
110716	CHANGANACHERRY ROYAL	04/04/2011	Active	25	2	1	1	4.17%	26	7	2			R	M,SC	9		
Exc Award (06/30/2018)																		
150800	Chemmalamattam Central	05/17/2022	Active	12	0	0	0	0.00%	16		11			N	M,SC	18		
52090	CHENGANNOOR	10/16/1991	Active	45	16	3	13	40.63%	35	10	0			N	P,M,VP,SC	10		\$86.71
121335	Chengannur Royal	02/07/2014	Cancelled(8*)	0	0	11	-11	-100.00%	11	6	1		None		P,S,T,M,VP SC	22		
Exc Award (06/30/2018)																		
41266	CHINGAVANAM	04/22/1982	Active	45	2	0	2	4.65%	43		2			IP	VP	9		
Exc Award (06/30/2024)																		
78786	CHITTAR	04/12/2004	Active	11	5	2	3	37.50%	12	14	2		None		P,M,VP,SC	9		
Exc Award (06/30/2017)																		
37884	EDATHUA	12/28/1979	Active	42	6	3	3	7.69%	39	16	2			N	P,T,SC	9		
Exc Award (06/30/2017)																		
78109	EDATHUA ELITES	01/22/2004	Active	26	1	0	1	4.00%	25		6		2	R	T,VP	8		
Exc Award (06/30/2018)																		



Club Health Assessment for District 318 B through May 2025

			Status	Membership							Reports					Finance		LCIF
Club Number	Club Name	Charter Date		Current Member Count	YTD Members Added	YTD Members Dropped	YTD Net Growth	YTD Net Growth%	Member Count 12 Months Ago	Avg. length of service for dropped members	Months Since Last MMR ***	Yrs. Since Last Officer Report	President Rotation	Vice President Reported ****	Months Since Last Activity Report ***	Account Balance	Donations for current Fiscal Year	
			Number of times on status quo within last two years	If below 15 members appears					If net loss is greater than 20% appears		If no report in 3 months appears in	When more than one year appears in	Number of repeat terms	Notes the officers that do not have an active	If no report at 12 months appears in red			
42731	ERATTUPETTA	05/26/1983	Active	91	14	0	14	18.18%	77		1			N	T,M,SC	9	\$898.47	
67002	ERATTUPETTA CENTRAL	12/30/2002	Active	32	0	1	-1	-3.03%	33	22	2			N	M,SC	3		
51770	ETTUMANOOR	06/03/1991	Active	29	0	0	0	0.00%	29		15			N	P,M	10		
131994	Ettumanoor Centennial	07/04/2017	Active	22	5	4	1	4.76%	26	7	3		2		S,M,VP,SC	8		
99140	ETTUMANOOR CENTRAL	04/17/2007	Active(1)	8	1	6	-5	-38.46%	16	14	5			R	VP	8		
Exc Award (06/30/2017)																		
136125	Ettumanoor Town	08/14/2018	Active(1)	15	0	0	0	0.00%	15		18	1	None		P,S,T,M,VP SC	9		
103709	KADAMPANADU	09/23/2008	Active(1)	17	0	0	0	0.00%	17		2				S,M,VP,SC	9		
Exc Award (06/30/2017, 06/30/2018)																		
134419	Kadaplamattom	05/07/2018	Active(1)	25	1	6	-5	-16.67%	30	6	1		3	R	VP,SC	7		
152512	Kadapra	08/31/2022	Active	21	1	1	0	0.00%	21	2	3			N		9		
61918	KADUTHURUTHY	05/10/1999	Active	36	0	0	0	0.00%	36		18	1	None		P,S,T,M,VP SC	7		
Exc Award (06/30/2018)																		
62050	KAIPATTOOR	06/07/1999	Active	47	5	2	3	6.82%	44	3	3			R	T,M,SC	9		
Exc Award (06/30/2017, 06/30/2018, 06/30/20)																		
118509	KANAKKARY	12/26/2012	Active	11	1	0	1	10.00%	10		9			R	P,T,M	9		
Exc Award (06/30/2018)																		
62080	KANJIRAPPALLY	06/10/1999	Active	33	0	0	0	0.00%	31		8			R	M,VP,SC	3		
61013	KARUKACHAL	06/30/1998	Active	27	0	2	-2	-6.90%	29	19	7			IP	M,VP	9		
112126	KATTACHIRA	08/29/2011	Status Quo(1)	14	1	3	-2	-12.50%	16	10	4		2	N	T,VP,SC	5	90+ Days	
Exc Award (06/30/2017)																		
51425	KATTANAM	03/13/1991	Active(1)	21	4	1	3	16.67%	18	2	3			N	SC	3		
Exc Award (06/30/2018)																		
66752	KIDANGOOR	10/31/2002	Active	33	0	0	0	0.00%	34		11			N	S,VP,SC	3		
Exc Award (06/30/2018)																		
65317	KOLLAPPALLY	05/02/2002	Active	52	5	0	5	10.64%	49		2			N		4		
Exc Award (06/30/2017, 06/30/2018, 06/30/20)																		
52913	KONNI	04/14/1992	Active	10	1	1	0	0.00%	10	9	0		2	N	T,M,VP,SC	9		



Club Health Assessment for District 318 B through May 2025

			Status	Membership							Reports					Finance		LCIF
Club Number	Club Name	Charter Date		Current Member Count	YTD Members Added	YTD Members Dropped	YTD Net Growth	YTD Net Growth%	Member Count 12 Months Ago	Avg. length of service for dropped members	Months Since Last MMR ***	Yrs. Since Last Officer Report	President Rotation	Vice President Reported ****	Months Since Last Activity Report ***	Account Balance	Donations for current Fiscal Year	
			Number of times on status quo within last two years	If below 15 members appears				If net loss is greater than 20% appears			If no report in 3 months appears in	When more than one year appears in	Number of repeat terms	Notes the officers that do not have an active	If no report at 12 months red			
Exc Award (06/30/2017)																		
97511	KOTHANALLOOR	06/30/2006	Active	32	1	5	-4	-11.11%	37	6	2		2	T,M,VP,SC	3			
Exc Award (06/30/2018, 06/30/2021, 06/30/2023)																		
26701	KOTTAYAM	12/23/1961	Active	28	1	0	1	3.70%	27		2			N M	4			
131992	Kottayam Centennial	07/04/2017	Active(1)	7	0	3	-3	-30.00%	10	8	0			N T,M,VP,SC	10			
Exc Award (06/30/2018)																		
108638	KOTTAYAM CENTRAL	06/15/2010	Active	39	13	2	11	39.29%	27	0	1			N S	9			
Exc Award (06/30/2018, 06/30/2021)																		
58489	KOTTAYAM ELITES	06/19/1996	Active	27	0	4	-4	-12.90%	31	9	0			N T,M,VP,SC	9			
Exc Award (06/30/2018)																		
119019	KOTTAYAM EMIRATES	03/25/2013	Active	29	4	0	4	16.00%	26		7			N	0		\$5,074.75	
Exc Award (06/30/2021, 06/30/2023)																		
39106	KOTTAYAM GANDHINAGAR	11/28/1980	Active	31	1	1	0	0.00%	31	18	8			N P,M	10		\$92.69	
Exc Award (06/30/2018)																		
58341	KOTTAYAM LAKE CITY	05/23/1996	Active(1)	17	0	0	0	0.00%	23		1			R P,M,VP	9			
Exc Award (06/30/2018)																		
59139	KOTTAYAM MID TOWN	02/19/1997	Active(1)	18	1	2	-1	-5.26%	20	12	5			P,M,VP,SC	9			
45851	KOZHENCHERRY	02/25/1986	Active(1)	16	5	2	3	23.08%	13	12	1			M,VP,SC	8			
104745	KOZHUVANAL	02/13/2009	Active(1)	22	1	0	1	4.76%	21		1			N VP	8			
Exc Award (06/30/2018)																		
77437	KULANADA	09/24/2003	Active	16	1	3	-2	-11.11%	18	1	0			N	4			
Exc Award (06/30/2018)																		
67696	KUMARAKOM	04/07/2003	Active	23	1	0	1	4.55%	23		1			N SC	4		\$838.57	
Exc Award (06/30/2023)																		
108405	KUMARANALLOOR	05/21/2010	Active(1)	20	5	0	5	33.33%	15		3		2	T,M,VP,SC	9		\$838.57	
Exc Award (06/30/2018)																		
67531	KUNNAMTHANAM	03/20/2003	Active	23	2	9	-7	-23.33%	30	11	2			N M,SC	9			
87798	KUNNAMTHANAM PASSION	04/14/2005	Status Quo(1)	12	0	0	0	0.00%	12		6		9	R M,SC	9	90+ Days		



Club Health Assessment for District 318 B through May 2025

Club Number	Club Name	Charter Date	Status	Membership							Reports					Finance	LCIF
				Current Member Count	YTD Members Added	YTD Members Dropped	YTD Net Growth	YTD Net Growth%	Member Count 12 Months Ago	Avg. length of service for dropped members	Months Since Last MMR ***	Yrs. Since Last Officer Report	President Rotation	Vice President Reported ****	Months Since Last Activity Report ***	Account Balance	Donations for current Fiscal Year
			Number of times on status quo within last two years	If below 15 members appears				If net loss is greater than 20% appears			If no report in 3 months appears	When more than one year appears in	Number of repeat terms	Notes the officers that do not have an active	If no report at 12 months red		
117523	KURUMULLOOR	08/06/2012	Active	55	4	3	1	1.85%	54	12	1			N	1		
98774	KUTTANADU	03/15/2007	Active	20	0	0	0	0.00%	20		24		4	P,S,T,M,VP SC	9		
118411	KUTTANADU OVERSEAS	12/06/2012	Active	23	4	2	2	9.52%	21	2	2			P,M,VP,SC	0		\$4,059.80
	Exc Award (06/30/2023)																
144289	Mammood	12/23/2020	Active(1)	23	5	2	3	15.00%	20	4	2		2	N SC	10		
62155	MANARCADU	06/22/1999	Active	33	0	0	0	0.00%	33		0		3	N	3		\$218.47
43954	MANIMALA	05/03/1984	Active	18	0	1	-1	-5.26%	19	37	4			R P,T,VP,SC	10		
68553	MANIMALA CENTRAL	04/15/2003	Active	20	0	0	0	0.00%	20		13			N S,T,SC	10		
	Exc Award (06/30/2017)																
147890	Manjoor	08/23/2021	Active(1)	18	0	2	-2	-10.00%	20	3	6		2	N VP	4		
132004	Mannanam	07/04/2017	Active	25	6	4	2	8.70%	23	4	2			N T,SC	5		
	Exc Award (06/30/2018)																
36779	MANNAR	03/05/1979	Active	27	2	8	-6	-18.18%	33	5	0			N	7		\$2,132.36
	Exc Award (06/30/2017, 06/30/2023, 06/30/2024)																
99800	MANNAR ROYAL	06/28/2007	Active	41	2	1	1	2.50%	41	18	0			N	4		\$116.61
	Exc Award (06/30/2017, 06/30/2018, 06/30/2024)																
62156	MARANGATTUPALLY	06/22/1999	Active	40	0	1	-1	-2.44%	50	8	2			R VP	8		
	Exc Award (06/30/2017, 06/30/2018)																
26709	MAVELIKARA	02/09/1964	Active	40	3	1	2	5.26%	41	28	2			R	7		\$11,169.89
	Exc Award (06/30/2024)																
52386	MAVELIKARA GREATER	01/02/1992	Active	34	1	1	0	0.00%	34	2	7		3	N	10		
	Exc Award (06/30/2017)																
153955	Meenachil Overseas	05/29/2023	Active(1)	28	4	0	4	16.67%	24		6		3	R	1		\$10,080.73
	Exc Award (06/30/2024)																
106707	MONIPPALLY	10/02/2009	Active	18	0	0	0	0.00%	18		1			R M,SC	0		
	Exc Award (06/30/2018)																
118778	MUNDAKAYAM	02/13/2013	Active	17	0	2	-2	-10.53%	19	9	5		None	R P,SC	21		
	Exc Award (06/30/2018)																



Club Health Assessment for District 318 B through May 2025

			Status	Membership							Reports					Finance		LCIF
Club Number	Club Name	Charter Date		Current Member Count	YTD Members Added	YTD Members Dropped	YTD Net Growth	YTD Net Growth%	Member Count 12 Months Ago	Avg. length of service for dropped members	Months Since Last MMR ***	Yrs. Since Last Officer Report	President Rotation	Vice President Reported ****	Months Since Last Activity Report ***	Account Balance	Donations for current Fiscal Year	
			Number of times on status quo within last two years	If below 15 members appears				If net loss is greater than 20% appears			If no report in 3 months appears in	When more than one year appears in	Number of repeat terms	Notes the officers that do not have an active	If no report at 12 months appears in red			
149353	Nedumkunnam	12/22/2021	Active(2)	16	0	5	-5	-23.81%	21	3	1			N	M	8		
117886	NEDUMPROM	09/25/2012	Active	23	2	1	1	4.55%	22	3	0			N	VP	6		\$434.23
108445	NEENDOOR	05/25/2010	Active	27	0	0	0	0.00%	26		0			N	P,S,T,SC	10		\$149.66
	Exc Award (06/30/2018)																	
62785	PAIKA	02/09/2000	Active(1)	22	2	1	1	4.76%	21	13	8		2	N	P,M,VP	10		
154091	Paika Central	04/03/2023	Active	43	0	0	0	0.00%	43		1				T,M,VP,SC	2		
78001	PAIKA IMPACT	12/29/2003	Active	15	0	5	-5	-25.00%	20	7	2		2	R	P,T,M,SC	8		
	Exc Award (06/30/2018)																	
68559	PALA CENTRAL	04/15/2003	Active	34	0	3	-3	-8.11%	37	11	1			N		21		
108529	PALA METRO	06/02/2010	Active	33	0	1	-1	-2.94%	34	11	5			R	VP	9		
	Exc Award (06/30/2018)																	
61252	PALA SPICE VALLEY	11/16/1998	Active	85	0	1	-1	-1.16%	101	9	3		2		M,VP,SC	8		
	Exc Award (06/30/2017, 06/30/2018)																	
125937	Pala Town	10/07/2015	Active	22	3	1	2	10.00%	20	1	2			R	T,SC	9		\$838.57
	Exc Award (06/30/2018)																	
142108	Pala Town Royal	07/09/2020	Active(1)	12	11	17	-6	-33.33%	18	4	0		2		S,T,M,VP,SC	10		
28240	PALAI	03/27/1974	Active	85	0	10	-10	-10.53%	95	21	0			N		21		
	Exc Award (06/30/2018, 06/30/2020)																	
67114	PALLICKATHODU	01/15/2003	Cancelled(8*)	0	0	16	-16	-100.00%	16	14	15		None		P,S,T,M,VP SC	9	90+ Days	
61156	PAMPADY	09/25/1998	Active	28	0	1	-1	-3.45%	29	5	8			N	T	9		\$224.40
26716	PANDALAM	11/03/1969	Active	39	5	0	5	14.71%	34		2			R	M,VP	4		\$838.57
	Exc Award (06/30/2017, 06/30/2018, 06/30/20)																	
150054	Pandalam Kings	02/28/2022	Active	34	9	0	9	36.00%	25		4			N		0		\$475.59
	Exc Award (06/30/2024)																	
132357	Pandalam Queens	08/28/2017	Active	30	10	8	2	7.14%	28	2	0				VP,SC	5		\$425.28
	Exc Award (06/30/2018, 06/30/2023, 06/30/20)																	
131352	Pathanamthitta Emirates	06/20/2017	Active(1)	41	9	2	7	20.59%	39	3	2			N		0		\$5,218.67
	Exc Award (06/30/2022, 06/30/2023)																	




Club Health Assessment for District 318 B through May 2025

			Status	Membership							Reports					Finance		LCIF
Club Number	Club Name	Charter Date		Current Member Count	YTD Members Added	YTD Members Dropped	YTD Net Growth	YTD Net Growth%	Member Count 12 Months Ago	Avg. length of service for dropped members	Months Since Last MMR ***	Yrs. Since Last Officer Report	President Rotation	Vice President Reported ****	Months Since Last Activity Report ***	Account Balance	Donations for current Fiscal Year	
			Number of times on status quo within last two years	If below 15 members appears				If net loss is greater than 20% appears			If no report in 3 months appears in	When more than one year appears in	Number of repeat terms	Notes the officers that do not have an active	If no report at 12 months appears in red			
111367	PATHANAMTHITTA ROYAL	07/08/2011	Active	53	11	3	8	17.78%	46	3	5			N S,VP	1		\$299.52	
	Exc Award (06/30/2017)																	
132005	Pravithanam	07/04/2017	Active	17	0	0	0	0.00%	19		11		2	R	3			
	Exc Award (06/30/2018)																	
88815	PUTHUPALLY	06/29/2005	Active	18	3	1	2	12.50%	16	6	2			N M	8			
	Exc Award (06/30/2018)																	
132137	Ramankary	07/04/2017	Active	15	0	0	0	0.00%	15		35			P,S,T,M,VP SC	3			
	Exc Award (06/30/2018)																	
59440	RAMAPURAM	04/25/1997	Active	42	3	2	1	2.44%	40	4	0			N T,M,VP,SC	9		\$1,677.14	
	Exc Award (06/30/2018)																	
143521	Ramapuram Temple Town	11/04/2020	Active	17	0	0	0	0.00%	20		11			N	9			
63592	RANNI CENTRAL	09/25/2000	Active	22	5	2	3	15.79%	19	8	2			R SC	4			
39381	RANNY	01/26/1981	Active	34	1	0	1	3.03%	33		2			N T,M	9			
	Exc Award (06/30/2018)																	
120603	Seethathodu Holy Valley	10/29/2013	Active	23	0	0	0	0.00%	20		5			N P,S,M,SC	9			
	Exc Award (06/30/2018)																	
61193	THADIYOOR	10/19/1998	Active(2)	18	2	3	-1	-5.26%	19	9	0			N	0			
	Exc Award (06/30/2017)																	
110875	THALAVADY	04/19/2011	Active	18	2	1	1	5.88%	17	1	0			T,M,VP,SC	3			
	Exc Award (06/30/2018)																	
131192	Thelliyoor Centennial	06/13/2017	Status Quo(2)	13	2	7	-5	-27.78%	18	11	7			P,M,VP,SC	4	90+ Days	\$41.86	
144272	Thiruvalla Angels	12/22/2020	Cancelled(8*)	0	1	18	-17	-100.00%	23	3	8		None	P,S,T,M,VP SC	4	90+ Days		
107343	THIRUVALLA DESERT JEWEL	02/23/2010	Active	28	8	6	2	7.69%	26	6	3		2	M,VP,SC	24+			
	Exc Award (06/30/2018)																	
128345	Thiruvalla Town	08/24/2016	Cancelled(8*)	0	18	28	-10	-100.00%	10	8	0		None	P,S,T,M,VP SC	24+	90+ Days	\$50.00	
132169	Thiruvanchoor	07/28/2017	Active	21	1	0	1	5.00%	22		7			N P	10			
67079	THOTTAKAD	01/08/2003	Active	19	0	0	0	0.00%	19		0		2	R T,VP	9			
26733	TIRUVALLA	12/08/1963	Active	93	2	0	2	2.20%	78		10			R T,M,VP	8		\$4,483.75	



Club Health Assessment for District 318 B through May 2025

			Status	Membership							Reports					Finance	LCIF
Club Number	Club Name	Charter Date		Current Member Count	YTD Members Added	YTD Members Dropped	YTD Net Growth	YTD Net Growth%	Member Count 12 Months Ago	Avg. length of service for dropped members	Months Since Last MMR ***	Yrs. Since Last Officer Report	President Rotation	Vice President Reported ****	Months Since Last Activity Report ***	Account Balance	Donations for current Fiscal Year
			Number of times on status quo within last two years	If below 15 members appears			If net loss is greater than 20% appears				If no report in 3 months appears	When more than one year appears in	Number of repeat terms	Notes the officers that do not have an active	If no report at 12 months appears in red		
Exc Award (06/30/2023)																	
135056	Travancore Emirates	06/13/2018	Active(1)	29	6	0	6	26.09%	40		3			N	M,SC	2	\$11,416.46
Exc Award (06/30/2020, 06/30/2021, 06/30/2022)																	
139114	Travancore Oman	08/20/2019	Active	39	6	2	4	11.43%	35	1	7			N		2	\$4,475.00
Exc Award (06/30/2022, 06/30/2023, 06/30/2024)																	
100934	UZHAVOOR CITY	01/03/2008	Active	19	3	0	3	18.75%	16		5		2		S,T,VP,SC	5	
Exc Award (06/30/2017, 06/30/2018)																	
36537	VAIKOM	01/15/1979	Active(1)	19	1	0	1	5.56%	18		2			N	M,VP,SC	3	
Exc Award (06/30/2017, 06/30/2018)																	
66888	VAZHOOR	11/22/2002	Active(2)	9	0	3	-3	-25.00%	12	13	2			N	P,S,T,SC	10	
Exc Award (06/30/2017)																	
143818	Vechoor	12/18/2020	Active	29	3	0	3	11.54%	29		2			N	T,M,VP,SC	9	
147547	Veliyanad	07/26/2021	Active	20	0	0	0	0.00%	45		5			N	M,SC	1	
140608	Venmoney	01/13/2020	Active	21	4	1	3	16.67%	18	5	1		6	N	SC	8	

Clubs Cancelled Previous Fiscal Year – Clubs Cancelled within last 12 months may be reinstated

Club Number	Club Name	Charter Date	Current Status*	Cancellation Date
105963	ADOOR ARISTO	06/23/2009	Cancelled(8*)	12/29/2023
144147	Adoor Chaitanya	12/18/2020	Cancelled(8*)	12/29/2023
112056	KOOROPPADA	08/16/2011	Cancelled(8*)	01/29/2024
144364	Kottayam Emirates Pretty Petals	12/31/2020	Cancelled(8*)	12/29/2023
110873	MUTTAR	04/19/2011	Cancelled(8*)	12/29/2023
29338	PONKUNNAM	05/08/1974	Cancelled(8*)	12/29/2023

Current Total Clubs Count	YTD New Clubs Count	YTD Cancelled Clubs Count	YTD Net Club Gain	Current Total Members Count	YTD Add	YTD Drop	YTD Net Growth	YTD Net Growth %	Member Count 12 Months Ago	Average Member Count Per Club	% of Clubs with less than 20 members	% No MMR in 3 Months	% No Officer Report in 12 Months	% of Clubs with balance 90+ days	Number of Clubs in Status Quo	% Status Quo Clubs in Financial Suspension	Number of Cancelled Clubs	Average Cancelled Club Age	Members Lost Due to Cancellation	% of Clubs Cancelled for Non-Financial Reasons
125	9	5	4	3,660	533	315	218	6.33%	3,546	29	28%	46%	2%	4%	5	100%	5	28	93	-120%



Club Health Assessment for District 318 B through May 2025

			Status	Membership							Reports				Finance	LCIF	
				Current Member Count	YTD Members Added	YTD Members Dropped	YTD Net Growth	YTD Net Growth%	Member Count 12 Months Ago	Avg. length of service for dropped members	Months Since Last MMR ***	Yrs. Since Last Officer Report	President Rotation	Vice President Reported ****	Months Since Last Activity Report ***	Account Balance	Donations for current Fiscal Year
Club Number	Club Name	Charter Date	Number of times on status quo within last two years	If below 15 members appears				If net loss is greater than 20% appears			If no report in 3 months appears in	When more than one year appears in	Number of repeat terms	Notes the officers that do not have an active	If no report at 12 months appears in red		

* - P - Priority Club. Cancellation Reasons: 1-Objectives/conduct, 2-Non-active club, 5-Non-existing club, 6-Disbanding, 7-Merger, 8-Financial Suspension, 9-District/Multiple District Dues.
** - Abbreviation: P-President, S-Secretary, T-Treasurer, M-Member Chairperson, VP-First Vice President, MC-Communications Chairperson, SC-Service Chairperson
*** - Abbreviation: N/R - Never reported using the Lions Clubs website, N/A - Not applicable, No password registered for the Lions Clubs website.
**** - Abbreviation: N - New, IP - Immediate Past, R - Repeat.



Club Health Assessment for District 318 C through May 2025

			Status	Membership							Reports					Finance		LCIF
Club Number	Club Name	Charter Date		Current Member Count	YTD Members Added	YTD Members Dropped	YTD Net Growth	YTD Net Growth%	Member Count 12 Months Ago	Avg. length of service for dropped members	Months Since Last MMR ***	Yrs. Since Last Officer Report	President Rotation	Vice President Reported ****	Months Since Last Activity Report ***	Account Balance	Donations for current Fiscal Year	
			Number of times on status quo within last two years	If below 15 members appears					If net loss is greater than 20% appears		If no report in 3 months appears in	When more than one year appears in	Number of repeat terms	Notes the officers that do not have an active	If no report at 12 months appears in red			
Clubs less than two years old																		
182209	Ambazhachal	05/20/2025	Newly Chartered	20	20	0	20	100.00%	0		0			T,M,VP,SC	N/R			
155515	Cochin Hill Palace	08/28/2023	Cancelled(8*)	0	0	22	-22	-100.00%	24	1	11		None	P,S,T,M,VP SC	9	90+ Days		
171396	Cochin Malabar	04/30/2024	Active	28	0	0	0	0.00%	20		4		None	P,T,M,VP,SC	9			
171824	Cochin Marine Drive	05/28/2024	Active	25	4	20	-16	-39.02%	33	1	1			M,VP,SC	10			
181414	Devikulam Mount	05/13/2025	Newly Chartered	20	20	0	20	100.00%	0		0			M,VP,SC	N/R			
179459	Edappally	02/24/2025	Active	20	20	0	20	100.00%	0		3			M,VP,SC	N/R			
155495	Erattayar	09/27/2023	Status Quo(1)	20	0	0	0	0.00%	20		20		2	M,VP,SC	9	90+ Days		
181219	Ernakulam Overseas	04/15/2025	Newly Chartered	20	20	0	20	100.00%	0		0			M,VP,SC	N/R			
156994	Kalady Aircity	12/29/2023	Active	33	0	0	0	0.00%	32		1		2	N	9		\$119.80	
179045	Kalamboor	05/21/2025	Newly Chartered	20	20	0	20	100.00%	0		0			M,VP,SC	N/A			
179194	Kalloorkad	12/05/2024	Active	24	24	0	24	100.00%	0		4			M,VP,SC	N/A			
155077	Kanjikuzhi	07/11/2023	Active	36	2	1	1	2.86%	35	1	0			R	M,SC	10		
181412	Karayamparambu Royal	03/25/2025	Newly Chartered	29	29	0	29	100.00%	0		2			M,VP,SC	N/A			
173797	Kochi Uptown	09/30/2024	Active(1)	19	21	2	19	100.00%	0	0	3			M,VP,SC	7			
175810	Kochi Virtual	08/09/2024	Active	20	20	0	20	100.00%	0		9			M,VP,SC	7			
156893	Kudayathoor	12/29/2023	Active	20	0	5	-5	-20.00%	25	1	2		2	N	M,VP	0		
157434	Marayoor Merchants	04/22/2024	Active	20	0	0	0	0.00%	20		13		2	M,VP,SC	7			
174646	Nedumkandam Town	08/07/2024	Active	20	20	0	20	100.00%	0		1			N	1			
156202	Paingottoor	09/30/2023	Active	32	2	0	2	6.67%	30		4		2	M,VP,SC	0			
182485	Suryanelli	05/28/2025	Newly Chartered	24	24	0	24	100.00%	0		0			M,VP,SC	N/A			
181369	Thankamany	03/27/2025	Newly Chartered	21	21	0	21	100.00%	0		2			M,VP,SC	N/R			



Club Health Assessment for District 318 C through May 2025

			Status	Membership							Reports					Finance		LCIF
Club Number	Club Name	Charter Date		Current Member Count	YTD Members Added	YTD Members Dropped	YTD Net Growth	YTD Net Growth%	Member Count 12 Months Ago	Avg. length of service for dropped members	Months Since Last MMR ***	Yrs. Since Last Officer Report	President Rotation	Vice President Reported ****	Months Since Last Activity Report ***	Account Balance	Donations for current Fiscal Year	
			Number of times on status quo within last two years	If below 15 members appears				If net loss is greater than 20% appears			If no report in 3 months appears in	When more than one year appears in	Number of repeat terms	Notes the officers that do not have an active	If no report at 12 months red			
156336	Thanneermukkom	10/05/2023	Cancelled(8*)	0	0	20	-20	-100.00%	20	1	19	1	None	P,S,T,M,VP SC	N/R	90+ Days		
157027	Thodupuzha Central	12/30/2023	Active(1)	10	10	20	-10	-50.00%	20	1	0		2	N	8			
179646	Thodupuzha Golden	11/21/2024	Active	34	34	0	34	100.00%	0		1			N	1			
177659	Thokkupara	08/27/2024	Active(1)	30	61	31	30	100.00%	0	0	0		2	N	4			
157983	Upputhara	05/06/2024	Active	27	5	0	5	22.73%	22		0		2	M,VP,SC	7			
157064	Vandamattom	01/18/2024	Active	24	2	0	2	9.09%	22		1		2	M,VP,SC	0			
156223	Vannappuram Diamonds	09/30/2023	Active	23	5	7	-2	-8.00%	25	1	0			N	0			
Clubs more than two years old																		
66824	ADIMALY	11/13/2002	Active	27	6	1	5	22.73%	22	3	0			N	10		\$838.57	
Exc Award (06/30/2024)																		
153910	Alakode Town	03/29/2023	Cancelled(8*)	0	0	25	-25	-100.00%	25	2	5	1	None	P,S,T,M,VP SC	9	90+ Days		
139269	Alappuzha Central	07/22/2019	Active	28	2	0	2	7.69%	26		7			N	9		\$20.00	
Exc Award (06/30/2020, 06/30/2022)																		
137339	Alappuzha Non-Resident Indians	03/17/2019	Status Quo(3)	7	0	0	0	0.00%	7		18	1	None	P,S,T,M,VP SC	24+	90+ Days		
26681	ALLEPPEY	10/10/1961	Active	50	9	3	6	13.64%	48	6	1			M,VP,SC	9			
Exc Award (06/30/2017, 06/30/2021)																		
52482	ALLEPPEY GREATER	02/05/1992	Active(1)	28	0	9	-9	-24.32%	37	5	0			M,VP,SC	4			
Exc Award (06/30/2016, 06/30/2019, 06/30/20)																		
149257	Alleppey Queens	12/24/2021	Active	18	0	0	0	0.00%	18		9			P,M,VP,SC	9			
120187	Alleppey South	08/21/2013	Active	49	10	4	6	13.95%	43	5	4			N	2			
Exc Award (06/30/2020, 06/30/2022, 06/30/20)																		
52172	ALUVA DESOM	11/15/1991	Active	22	3	5	-2	-8.33%	24	7	0			N	0			
Exc Award (06/30/2020, 06/30/2022, 06/30/20)																		
135487	Aluva Metro	07/09/2018	Active	14	3	0	3	27.27%	11		7			T,M,VP,SC	7		\$419.29	
105216	ALUVA TOWN	04/17/2009	Active	17	0	0	0	0.00%	17		3			N	3			
Exc Award (06/30/2020)																		
26682	ALWAYE	03/07/1963	Active	33	0	1	-1	-2.94%	34	11	2		2	N	8			



Club Health Assessment for District 318 C through May 2025

			Status	Membership							Reports					Finance		LCIF
Club Number	Club Name	Charter Date		Current Member Count	YTD Members Added	YTD Members Dropped	YTD Net Growth	YTD Net Growth%	Member Count 12 Months Ago	Avg. length of service for dropped members	Months Since Last MMR ***	Yrs. Since Last Officer Report	President Rotation	Vice President Reported ****	Months Since Last Activity Report ***	Account Balance	Donations for current Fiscal Year	
			Number of times on status quo within last two years	If below 15 members appears				If net loss is greater than 20% appears			If no report in 3 months appears in	When more than one year appears in	Number of repeat terms	Notes the officers that do not have an active	If no report at 12 months appears in red			
Exc Award (06/30/2020)																		
29721	ALWAYE WEST	07/26/1974	Active	40	3	1	2	5.26%	43	5	2			N	T,SC	0	\$838.57	
Exc Award (06/30/2016, 06/30/2019, 06/30/2020)																		
56794	AMBALAPUZHA	04/10/1995	Active	40	6	0	6	17.65%	34		3			N	VP	0	\$400.00	
Exc Award (06/30/2017, 06/30/2020)																		
105666	ANAKKARA	06/03/2009	Active	43	2	0	2	4.88%	43		10			R	P,T,M,SC	9	\$2,216.24	
Exc Award (06/30/2020, 06/30/2022, 06/30/2024)																		
26683	ANGAMALY	01/24/1972	Active	96	1	3	-2	-2.04%	98	11	0				T,M,VP,SC	1	\$838.57	
Exc Award (06/30/2019, 06/30/2020, 06/30/2024)																		
149477	Angamaly Aircity	01/24/2022	Active	33	0	1	-1	-2.94%	37	3	2			N		2	\$628.93	
Exc Award (06/30/2023, 06/30/2024)																		
149087	Aroor	11/29/2021	Cancelled(8*)	0	0	24	-24	-100.00%	24	3	5	1	None		P,S,T,M,VP SC	9	90+ Days	
148958	Avoly	12/02/2021	Active	25	0	0	0	0.00%	25		7			N		10		
Exc Award (06/30/2023)																		
142862	Bison Valley	09/07/2020	Active	19	2	0	2	11.76%	18		0			N	SC	8	\$119.80	
123961	Chelad	01/13/2015	Active	15	0	0	0	0.00%	15		0				M,VP,SC	9		
147916	Cherthala Coir Land	10/21/2021	Active	44	13	2	11	33.33%	33	3	1				M,VP,SC	6		
Exc Award (06/30/2023)																		
154076	Chettukuzhi	03/29/2023	Active	35	5	0	5	16.67%	30		9			N	SC	9	\$838.57	
Exc Award (06/30/2024)																		
47538	CHOTTANIKARA	06/23/1987	Active	22	1	0	1	4.76%	21		8			N	P,M,SC	9		
Exc Award (06/30/2023)																		
26690	COCHIN	02/07/1960	Active	39	3	10	-7	-15.22%	46	14	0			N	M,VP	1	\$838.57	
Exc Award (06/30/2019, 06/30/2023)																		
103636	COCHIN HI TECH CITY	09/11/2008	Active(1)	14	0	0	0	0.00%	19		8		2		P,T,M,VP,SC	20	\$838.57	
56719	COCHIN CENTRAL	03/24/1995	Active	28	3	0	3	12.00%	25		3			N	M,SC	0		
Exc Award (06/30/2020, 06/30/2023, 06/30/2024)																		
26691	COCHIN EAST	09/25/1969	Active(2)	59	3	4	-1	-1.67%	63	18	1		2	R	M,VP	9		
Exc Award (06/30/2018, 06/30/2020)																		



Club Health Assessment for District 318 C through May 2025

			Status	Membership							Reports					Finance	LCIF
Club Number	Club Name	Charter Date		Current Member Count	YTD Members Added	YTD Members Dropped	YTD Net Growth	YTD Net Growth%	Member Count 12 Months Ago	Avg. length of service for dropped members	Months Since Last MMR ***	Yrs. Since Last Officer Report	President Rotation	Vice President Reported ****	Months Since Last Activity Report ***	Account Balance	Donations for current Fiscal Year
			Number of times on status quo within last two years	If below 15 members appears				If net loss is greater than 20% appears			If no report in 3 months appears in	When more than one year appears in	Number of repeat terms	Notes the officers that do not have appears in an active	If no report at 12 months red		
61688	COCHIN ELITES	03/26/1999	Active	26	1	4	-3	-10.34%	29	10	1			M,VP,SC	1		\$898.47
Exc Award (06/30/2021, 06/30/2022, 06/30/2023)																	
150962	Cochin Empire	06/02/2022	Active	39	1	4	-3	-7.14%	46	8	0			N	3		\$1,155.46
Exc Award (06/30/2023)																	
109367	COCHIN GATEWAY	09/28/2010	Active	36	4	4	0	0.00%	34	8	2			N	0		
Exc Award (06/30/2019, 06/30/2023, 06/30/2024)																	
39492	COCHIN GREATER	02/10/1981	Active	32	1	1	0	0.00%	33	31	1			M,VP,SC	10		\$1,227.91
Exc Award (06/30/2020)																	
68828	COCHIN IMPACT	05/22/2003	Active	26	8	2	6	30.00%	20	4	2			M,VP,SC	0		
Exc Award (06/30/2019, 06/30/2020)																	
84909	COCHIN METRO CITY	02/24/2005	Active	30	11	2	9	42.86%	25	3	1			P,VP,SC	7		\$858.58
64631	COCHIN MIDTOWN	08/16/2001	Active	27	8	0	8	42.11%	19		5			T,M,VP,SC	9		\$4,650.17
152899	Cochin Overseas	10/28/2022	Active	32	9	8	1	3.23%	31	2	1		3	M,VP,SC	9		
62525	COCHIN PALACE CITY	11/23/1999	Active	30	0	0	0	0.00%	33		11			VP,SC	8		
102490	COCHIN PRIDE	06/20/2008	Active	39	5	5	0	0.00%	39	4	3			T,M,VP,SC	8		\$838.57
Exc Award (06/30/2019, 06/30/2023)																	
57099	COCHIN QUEEN CITY	06/21/1995	Active	38	2	1	1	2.70%	38	9	4			M,VP,SC	2		\$838.57
Exc Award (06/30/2017, 06/30/2020, 06/30/2021)																	
64220	COCHIN RENAISSANCE	04/30/2001	Active	28	2	0	2	7.69%	26		3			M,VP,SC	10		
Exc Award (06/30/2020)																	
87796	COCHIN SMART CITY	04/14/2005	Active	37	4	0	4	12.12%	33		9			N SC	7		\$3,354.28
Exc Award (06/30/2019, 06/30/2021, 06/30/2022)																	
26692	COCHIN SOUTH	02/20/1973	Active	77	6	3	3	4.05%	81	9	1			N P,T,M,SC	9		\$984.72
Exc Award (06/30/2018, 06/30/2019, 06/30/2020)																	
153482	Cochin Young Stars	03/24/2023	Active(1)	21	21	21	0	0.00%	21	3	4		2	M,VP,SC	9	90+ Days	
143584	Edathala	12/01/2020	Active	20	3	0	3	17.65%	17		9			N	5		
Exc Award (06/30/2023)																	
61675	ELANJI	03/23/1999	Active	42	2	3	-1	-2.33%	44	5	0			N M,SC	0		\$239.59



Club Health Assessment for District 318 C through May 2025

			Status	Membership							Reports					Finance	LCIF	
Club Number	Club Name	Charter Date		Current Member Count	YTD Members Added	YTD Members Dropped	YTD Net Growth	YTD Net Growth%	Member Count 12 Months Ago	Avg. length of service for dropped members	Months Since Last MMR ***	Yrs. Since Last Officer Report	President Rotation	Vice President Reported ****	Months Since Last Activity Report ***	Account Balance	Donations for current Fiscal Year	
			Number of times on status quo within last two years	If below 15 members appears				If net loss is greater than 20% appears			If no report in 3 months appears in	When more than one year appears in	Number of repeat terms		Notes the officers that do not have an active	If no report at 12 months appears in red		
Exc Award (06/30/2022, 06/30/2023)																		
139756	Enanalloor	09/18/2019	Active	35	7	0	7	25.00%	26		8			N	SC	3		\$958.38
Exc Award (06/30/2021)																		
31062	ERNAKULAM	06/30/1975	Active	35	12	1	11	45.83%	24	47	2		3	N	SC	10		
148966	Ernakulam Karuthal Ladies	11/15/2021	Cancelled(8*)	0	0	20	-20	-100.00%	20	3	5	1	None		P,S,T,M,VP SC	7	90+ Days	
102907	EROOR	06/28/2008	Active(1)	19	2	0	2	11.76%	23		9			N	P,T,M,VP	9		
117709	IDUKKI	08/24/2012	Active	40	1	0	1	2.56%	39		0			N		0		\$838.57
Exc Award (06/30/2023, 06/30/2024)																		
98552	KAKKANAD	02/13/2007	Active	11	0	0	0	0.00%	11		13		None		P,S,T,M,VP SC	9		
104491	KALADY	01/22/2009	Active	45	5	1	4	9.76%	41	16	1			N	M,SC	9		\$1,918.29
Exc Award (06/30/2021, 06/30/2023, 06/30/2024)																		
43567	KALAMASSERY	02/01/1984	Active(1)	18	0	0	0	0.00%	18		2			R		8		
104003	KANJOOR	11/20/2008	Active	18	1	5	-4	-18.18%	22	6	4				M,VP,SC	3	90+ Days	
104331	KARAYAMPARAMBU	01/08/2009	Active	39	1	2	-1	-2.50%	42	5	0		2	N		4		
Exc Award (06/30/2023)																		
130618	Karimannoor	04/05/2017	Active	37	4	1	3	8.82%	34	7	1			N	M	1		
Exc Award (06/30/2021, 06/30/2023)																		
152248	Karimannoor Royal	08/29/2022	Active(2)	25	7	8	-1	-3.85%	26	2	6				M,VP,SC	0		
Exc Award (06/30/2024)																		
68620	KARIMKUNNAM	04/15/2003	Active	34	3	3	0	0.00%	34	19	1				T,M,VP,SC	9		
148119	Karimughal	09/07/2021	Active	27	0	2	-2	-6.90%	25	2	6				T,M,VP,SC	10		\$239.59
Exc Award (06/30/2024)																		
63704	KARUKUTTY	11/20/2000	Active	74	14	0	14	23.33%	62		0			N	T	0		\$838.57
Exc Award (06/30/2023)																		
39658	KATTAPPANA	03/23/1981	Active	88	8	0	8	10.00%	82		3				P,T,M,VP,SC	1		\$3,108.70
Exc Award (06/30/2019, 06/30/2020, 06/30/2024)																		
99418	KATTAPPANA CARDAMOM VALLEY	05/18/2007	Active	39	4	0	4	11.43%	35		0			N		4		\$8,888.87
Exc Award (06/30/2020, 06/30/2023)																		




Club Health Assessment for District 318 C through May 2025

			Status	Membership							Reports					Finance		LCIF
Club Number	Club Name	Charter Date		Current Member Count	YTD Members Added	YTD Members Dropped	YTD Net Growth	YTD Net Growth%	Member Count 12 Months Ago	Avg. length of service for dropped members	Months Since Last MMR ***	Yrs. Since Last Officer Report	President Rotation	Vice President Reported ****	Months Since Last Activity Report ***	Account Balance	Donations for current Fiscal Year	
			Number of times on status quo within last two years	If below 15 members appears				If net loss is greater than 20% appears			If no report in 3 months appears in	When more than one year appears in	Number of repeat terms	Notes the officers that do not have an active	If no report at 12 months appears in red			
99417	KATTAPPANA ELITES	05/18/2007	Active	19	0	0	0	0.00%	19		1			M,VP,SC	9			
138293	Kattappana Green City	06/10/2019	Active	21	6	0	6	40.00%	15		9		2	T,M,VP,SC	9			
107342	KATTAPPANA TOWN	02/01/2010	Active	26	0	2	-2	-7.14%	28	3	5			N	T,VP	9		
Exc Award (06/30/2023)																		
107769	KIZHAKKAMBALAM	03/09/2010	Active	21	4	0	4	23.53%	17		1		2	M,VP,SC	9			
Exc Award (06/30/2020)																		
65478	KOCHI AIRPORT	06/13/2002	Active	65	0	0	0	0.00%	67		8			N		2	\$838.57	
Exc Award (06/30/2017, 06/30/2019, 06/30/20)																		
153954	Kochi Infopark	05/31/2023	Active	22	3	2	1	4.76%	22	2	1		3	N	M,SC	4		
152264	Kochi Mariners	08/30/2022	Active	15	8	4	4	36.36%	22	2	1				M,VP,SC	9		
149066	Kochi Media Person	11/24/2021	Cancelled(8*)	0	0	18	-18	-100.00%	19	2	5		None		P,S,T,M,VP SC	10	90+ Days	
150756	Kochi Muscat NRIs	06/20/2022	Status Quo	30	0	0	0	0.00%	30		31	2	None		P,S,T,M,VP SC	24+		
26700	KOLENCHERRY	02/23/1972	Active	84	6	2	4	5.00%	86	6	2			R	M	4	\$1,677.14	
Exc Award (06/30/2018, 06/30/2019, 06/30/20)																		
67109	KOONAMMAVU	01/15/2003	Active	48	2	0	2	4.35%	46		2				T,M,VP,SC	4	\$1,491.46	
Exc Award (06/30/2019, 06/30/2020, 06/30/20)																		
29333	KOOTHATTUKULAM	05/08/1974	Active	111	16	4	12	12.12%	101	10	7		3	N	M	3	\$1,138.55	
Exc Award (06/30/2019, 06/30/2020, 06/30/20)																		
29334	KOTHAMANGALAM	05/03/1974	Active	98	4	7	-3	-2.97%	101	29	1				VP,SC	1	\$838.57	
Exc Award (06/30/2019, 06/30/2024)																		
138652	Kothamangalam East	06/19/2019	Active	34	8	0	8	30.77%	26		2				T,M,VP,SC	2		
110654	KOTHAMANGALAM GREATER	03/24/2011	Active	62	6	0	6	10.71%	57		0			N	T,M,SC	3	\$705.00	
Exc Award (06/30/2019, 06/30/2020, 06/30/20)																		
126630	Kothamangalam Town	02/29/2016	Active	31	0	0	0	0.00%	29		10			N	M,SC	2		
Exc Award (06/30/2020, 06/30/2021)																		
121192	Kottappady	01/22/2014	Active	19	4	3	1	5.56%	18	9	1				M,VP,SC	7		
154100	Kunchithanny	03/31/2023	Active	32	3	1	2	6.67%	30	1	1				M,VP,SC	8		
152284	Kuruvilacity	08/31/2022	Active	26	6	2	4	18.18%	22	2	7				M,VP,SC	10		



Club Health Assessment for District 318 C through May 2025

			Status	Membership						Reports					Finance	LCIF	
Club Number	Club Name	Charter Date		Current Member Count	YTD Members Added	YTD Members Dropped	YTD Net Growth	YTD Net Growth%	Member Count 12 Months Ago	Avg. length of service for dropped members	Months Since Last MMR ***	Yrs. Since Last Officer Report	President Rotation	Vice President Reported ****	Months Since Last Activity Report ***	Account Balance	Donations for current Fiscal Year
			Number of times on status quo within last two years	If below 15 members appears				If net loss is greater than 20% appears			If no report in 3 months appears in	When more than one year appears in	Number of repeat terms	Notes the officers that do not have an active	If no report at 12 months appears in red		
145697	Malayattoor Hill Valley	04/07/2021	Active	27	2	0	2	8.00%	25		2			N	6		
	Exc Award (06/30/2024)																
103562	MANJAPRA	09/08/2008	Active(1)	41	0	0	0	0.00%	41		3			M,VP,SC	1		\$554.66
	Exc Award (06/30/2020, 06/30/2023)																
150370	Maradu	04/08/2022	Active	28	3	1	2	7.69%	23	2	1		R	T,SC	0		\$101.83
	Exc Award (06/30/2023, 06/30/2024)																
150990	Mattancherry Heritage	06/20/2022	Active	20	2	4	-2	-9.09%	22	2	0			P,T,M,VP,SC	7		
149245	Mekkad	05/09/2022	Active	21	11	0	11	110.00%	14		3		N		2		
67553	MOOKKANNUR	03/20/2003	Active	35	0	0	0	0.00%	37		7		N	SC	10		
	Exc Award (06/30/2019, 06/30/2020, 06/30/2021)																
102906	MOOTHAKUNNAM	06/28/2008	Active	38	0	0	0	0.00%	41		0		N	T	6		
	Exc Award (06/30/2019, 06/30/2021, 06/30/2022)																
148055	Muhamma	09/09/2021	Active	60	7	4	3	5.26%	60	3	2		N		0		
	Exc Award (06/30/2023)																
144509	Mulanthuruthy Central	01/04/2021	Active	48	14	4	10	26.32%	39	6	0		N	M,SC	1		\$1,029.05
	Exc Award (06/30/2022, 06/30/2023, 06/30/2024)																
40079	MUNNAR	06/19/1981	Active	23	6	0	6	35.29%	17		10			M,VP,SC	0		\$3,354.28
135757	Munnar Gateway	07/22/2018	Active	22	10	0	10	83.33%	12		7			M,VP,SC	7		\$1,677.14
106467	MURIKASSERY	08/31/2009	Active	31	3	3	0	0.00%	31	5	10		R	T,M,SC	8		\$239.59
	Exc Award (06/30/2019)																
132503	Muthalakodam	08/28/2017	Active	28	1	0	1	3.70%	27		0			P,T,M,VP,SC	0		
	Exc Award (06/30/2023)																
104201	MUTTOM	12/22/2008	Active	20	0	0	0	0.00%	20		6			M,VP,SC	0		
29336	MUVATTUPUZHA	05/08/1974	Active	130	0	0	0	0.00%	130		11			T,M,VP,SC	7		
	Exc Award (06/30/2019, 06/30/2023)																
118510	MUVATTUPUZHA GLOBAL VILLAGE	12/26/2012	Active	26	2	6	-4	-13.33%	30	3	2		N	M,VP,SC	2		\$539.09
	Exc Award (06/30/2020, 06/30/2023)																
51321	NARAKKAL	02/13/1991	Active	28	0	0	0	0.00%	27		11		R	P,T,SC	10		



Club Health Assessment for District 318 C through May 2025

			Status	Membership							Reports					Finance		LCIF
Club Number	Club Name	Charter Date		Current Member Count	YTD Members Added	YTD Members Dropped	YTD Net Growth	YTD Net Growth%	Member Count 12 Months Ago	Avg. length of service for dropped members	Months Since Last MMR ***	Yrs. Since Last Officer Report	President Rotation	Vice President Reported ****	Months Since Last Activity Report ***	Account Balance	Donations for current Fiscal Year	
			Number of times on status quo within last two years	If below 15 members appears				If net loss is greater than 20% appears			If no report in 3 months appears in	When more than one year appears in	Number of repeat terms	Notes the officers that do not have an active	If no report at 12 months appears in red			
Exc Award (06/30/2020)																		
106873	NEDUMBASSERY GREATER	11/11/2009	Active	34	0	0	0	0.00%	37		2			N	4			
Exc Award (06/30/2017, 06/30/2023, 06/30/20)																		
99644	NEDUMKANDAM GREATER	06/14/2007	Active	28	0	0	0	0.00%	28		2			N	T,VP,SC	9		
Exc Award (06/30/2019, 06/30/2023, 06/30/20)																		
63707	NEDUMKANDOM	11/20/2000	Active	31	1	0	1	3.33%	30		8			R	S,T,M	9		
Exc Award (06/30/2019)																		
153953	Okkal Periyar	03/31/2023	Active	25	0	0	0	0.00%	25		13		3		M,VP,SC	8		
118786	PALLIKKARA	02/14/2013	Active	22	3	1	2	10.00%	20	12	6			N	T,SC	0		
Exc Award (06/30/2020)																		
134244	Pampakuda	03/28/2018	Active	24	8	0	8	50.00%	16		1		2	R	T,M,SC	7		
Exc Award (06/30/2020)																		
54682	PARAVOOR NORTH	06/28/1993	Active	59	20	0	20	51.28%	41		1			N	T,M	0	\$1,677.15	
Exc Award (06/30/2023)																		
138593	Paravur Royal Muziris	06/17/2019	Active	29	3	0	3	11.54%	28		2			N		0	\$295.30	
Exc Award (06/30/2020, 06/30/2021, 06/30/20)																		
29331	PARAVUR TOWN	05/08/1974	Active	47	5	0	5	11.90%	46		2				S,T,M,VP,SC	15		
Exc Award (06/30/2021)																		
142107	Pazhanganad	08/06/2020	Active	21	4	4	0	0.00%	21	4	2		2		M,VP,SC	7		
Exc Award (06/30/2023)																		
67092	PERIYAR THEKKADY	01/08/2003	Active	32	5	0	5	18.52%	27		7		2		M,VP,SC	7		
Exc Award (06/30/2019)																		
26721	PERUMBAVOOR	05/07/1970	Active	146	4	4	0	0.00%	149	5	0			N	T,VP	0	\$838.58	
Exc Award (06/30/2019, 06/30/2020, 06/30/20)																		
102905	PIRAVOM	06/28/2008	Active	20	4	0	4	25.00%	16		8				S,T,M,VP,SC	5		
Exc Award (06/30/2018, 06/30/2023)																		
135467	Poopara	07/22/2018	Active	27	0	2	-2	-6.90%	29	5	7				M,VP,SC	7	\$838.57	
139277	Pukkattupady	07/23/2019	Active	30	4	0	4	15.38%	33		1			R		0		
Exc Award (06/30/2020, 06/30/2022, 06/30/20)																		



Club Health Assessment for District 318 C through May 2025

			Status	Membership							Reports					Finance		LCIF
Club Number	Club Name	Charter Date		Current Member Count	YTD Members Added	YTD Members Dropped	YTD Net Growth	YTD Net Growth%	Member Count 12 Months Ago	Avg. length of service for dropped members	Months Since Last MMR ***	Yrs. Since Last Officer Report	President Rotation	Vice President Reported ****	Months Since Last Activity Report ***	Account Balance	Donations for current Fiscal Year	
			Number of times on status quo within last two years	If below 15 members appears				If net loss is greater than 20% appears			If no report in 3 months appears in	When more than one year appears in	Number of repeat terms	Notes the officers that do not have an active	If no report at 12 months appears in red			
97154	PUNNAPRA	05/18/2006	Active	34	0	6	-6	-15.00%	40	6	3			N	M,SC	0	\$534.29	
	Exc Award (06/30/2016, 06/30/2020, 06/30/2023)																	
121365	Puthencruz	02/12/2014	Active	27	5	0	5	22.73%	20		2				M,VP,SC	21		
	Exc Award (06/30/2015, 06/30/2023)																	
126122	Puthenvelikara	12/08/2015	Status Quo(2)	27	0	0	0	0.00%	31		11				M,VP,SC	10	90+ Days	
	Exc Award (06/30/2019)																	
130487	Rajakad	03/21/2017	Active	56	0	0	0	0.00%	56		10				M,VP,SC	6	\$1,916.79	
	Exc Award (06/30/2021, 06/30/2023)																	
148935	Rajakumari North	11/22/2021	Active	25	1	1	0	0.00%	25	4	0			N	T,M,VP,SC	4	\$2,515.71	
107898	RAJAKUMARY	03/26/2010	Active	26	0	1	-1	-3.70%	27	15	5		2	N	P,VP,SC	10	\$599.04	
	Exc Award (06/30/2023)																	
153715	Ramamangalam	02/27/2023	Active	28	7	1	6	27.27%	25	0	2		3	N	S,T,M,VP,SC	7		
143262	Senapathy	10/19/2020	Active	32	6	1	5	18.52%	27	4	4				M,VP,SC	6	\$838.57	
	Exc Award (06/30/2023)																	
26727	SHERTALLY	03/22/1967	Active	32	0	1	-1	-3.03%	33	10	1			N	SC	0		
	Exc Award (06/30/2020)																	
135427	Thiruvaniyoor	07/22/2018	Active	77	8	0	8	11.59%	69		9			N	S,T,M,VP,SC	10	\$2,515.71	
	Exc Award (06/30/2020, 06/30/2022, 06/30/2023)																	
152285	Thiruvaniyoor City	08/31/2022	Cancelled(6*)	0	0	0	0	0.00%	20		11		None		P,S,T,M,VP SC	N/A	90+ Days	
26731	THODUPUZHA	10/21/1969	Active	136	0	0	0	0.00%	138		10			N		8		
	Exc Award (06/30/2021, 06/30/2023)																	
138657	Thodupuzha East	06/19/2019	Active	21	2	1	1	5.00%	37	6	1				T,M,VP,SC	8		
	Exc Award (06/30/2020, 06/30/2023)																	
110500	THODUPUZHA ELITE	03/28/2011	Active	40	8	0	8	25.00%	32		0			R	VP,SC	2	\$838.57	
	Exc Award (06/30/2023)																	
132814	Thodupuzha Metro	10/16/2017	Active	67	7	0	7	11.67%	60		3			N	S,T,M,SC	0	\$838.57	
	Exc Award (06/30/2022, 06/30/2023)																	
99784	THODUPUZHA RIVER VALLEY	06/28/2007	Active	37	2	0	2	5.71%	35		2				S,M,VP,SC	0		



Club Health Assessment for District 318 C through May 2025

			Status	Membership							Reports					Finance		LCIF
Club Number	Club Name	Charter Date		Current Member Count	YTD Members Added	YTD Members Dropped	YTD Net Growth	YTD Net Growth%	Member Count 12 Months Ago	Avg. length of service for dropped members	Months Since Last MMR ***	Yrs. Since Last Officer Report	President Rotation	Vice President Reported ****	Months Since Last Activity Report ***	Account Balance	Donations for current Fiscal Year	
			Number of times on status quo within last two years	If below 15 members appears					If net loss is greater than 20% appears			If no report in 3 months appears in	When more than one year appears in	Number of repeat terms	Notes the officers that do not have an active	If no report at 12 months appears in red		
Exc Award (06/30/2020, 06/30/2021, 06/30/2022)																		
129087	Thodupuzha Town	10/12/2016	Active	17	0	0	0	0.00%	20		1		2	M,VP,SC	0			
Exc Award (06/30/2023)																		
117724	THOPRAMKUDY	08/27/2012	Active	25	2	0	2	8.70%	23		0			N P,T,M,SC	7			
Exc Award (06/30/2023)																		
42915	THRIKKAKARA	06/20/1983	Active	36	2	1	1	2.86%	35	31	2		2	R	1		\$838.57	
Exc Award (06/30/2023)																		
152286	Thrikkakara Greater	08/31/2022	Active(2)	19	28	27	1	5.56%	20	2	0		2	N	7			
101087	THURAVOOR	01/24/2008	Active	56	0	0	0	0.00%	57		3			T,M,VP,SC	6		\$1.20	
Exc Award (06/30/2017, 06/30/2019, 06/30/2020)																		
26735	TRIPUNITHURA	09/24/1973	Active	67	1	0	1	1.52%	57		0			N S,M,VP	1			
153972	Tripunithura Legends	03/29/2023	Active(1)	16	6	0	6	60.00%	25		9			T,M,VP,SC	7			
110340	TRIPUNITHURA ROYAL	02/11/2011	Active	20	6	2	4	25.00%	16	9	5			M,VP,SC	2			
Exc Award (06/30/2023)																		
137365	Tripunithura South	03/17/2019	Active	26	1	0	1	4.00%	26		10			R	4			
Exc Award (06/30/2022)																		
152956	Udumbannoor Town	11/23/2022	Active	29	5	0	5	20.83%	24		8			N T	0	90+ Days		
130379	Vagamon	03/17/2017	Active	28	6	0	6	27.27%	25		5			M,VP,SC	7		\$1,677.14	
Exc Award (06/30/2020, 06/30/2023)																		
136727	Valakam	11/13/2018	Active(1)	16	5	5	0	0.00%	16	6	1			M,VP,SC	7			
Exc Award (06/30/2020)																		
116431	VANNAPPURAM	03/27/2012	Active(1)	23	1	0	1	4.55%	22		6			N T,M,VP	8			
132303	Vannapuram Town	08/18/2017	Active	42	5	2	3	7.69%	39	4	3			N	0		\$797.81	
Exc Award (06/30/2018, 06/30/2021, 06/30/2022)																		
61358	VAZHAKULAM PINEAPPLE CITY	12/15/1998	Active	43	1	1	0	0.00%	44	26	0			N P,T,SC	8		\$838.57	
124851	Vazhithala	05/12/2015	Active	60	10	0	10	20.00%	48		2			N P,T,M,SC	0			
Exc Award (06/30/2020, 06/30/2023)																		
128592	Vellaramkunnu	08/24/2016	Active	30	10	0	10	50.00%	22		4			N T,M,VP,SC	0		\$898.47	



Club Health Assessment for District 318 C through May 2025

			Status	Membership							Reports					Finance	LCIF	
Club Number	Club Name	Charter Date		Current Member Count	YTD Members Added	YTD Members Dropped	YTD Net Growth	YTD Net Growth%	Member Count 12 Months Ago	Avg. length of service for dropped members	Months Since Last MMR ***	Yrs. Since Last Officer Report	President Rotation	Vice President Reported ****	Months Since Last Activity Report ***	Account Balance	Donations for current Fiscal Year	
			Number of times on status quo within last two years	If below 15 members appears					If net loss is greater than 20% appears			If no report in 3 months appears in	When more than one year appears in	Number of repeat terms	Notes the officers that do not have an active	If no report at 12 months appears in red		
Exc Award (06/30/2020, 06/30/2023)																		
96965	VYPIN	04/20/2006	Active	21	2	1	1	5.00%	20	3	3			N	M,VP	0		\$2,336.03
Exc Award (06/30/2022)																		
144379	Vyttila	01/04/2021	Active	21	4	0	4	23.53%	20		10				M,VP,SC	7		

Clubs Cancelled Previous Fiscal Year – Clubs Cancelled within last 12 months may be reinstated

Club Number	Club Name	Charter Date	Current Status*	Cancellation Date
149683	Amballoor	02/16/2022	Cancelled(8*)	12/29/2023
154078	Karayamparambu Bright	03/30/2023	Cancelled(8*)	02/29/2024
117871	KOOVAPPADY	09/25/2012	Cancelled(8*)	12/29/2023
101444	MARAYOOR	03/03/2008	Cancelled(8*)	12/29/2023

Current Total Clubs Count	YTD New Clubs Count	YTD Cancelled Clubs Count	YTD Net Club Gain	Current Total Members Count	YTD Add	YTD Drop	YTD Net Growth	YTD Net Growth %	Member Count 12 Months Ago	Average Member Count Per Club	% of Clubs with less than 20 members	% No MMR in 3 Months	% No Officer Report in 12 Months	% of Clubs with balance 90+ days	Number of Clubs in Status Quo	% Status Quo Clubs in Financial Suspension	Number of Cancelled Clubs	Average Cancelled Club Age	Members Lost Due to Cancellation	% of Clubs Cancelled for Non-Financial Reasons
169	14	7	7	5,853	955	451	504	9.42%	5,498	35	12%	46%	1%	4%	4	75%	7	6	129	-43%

* - P - Priority Club. Cancellation Reasons: 1-Objectives/conduct, 2-Non-active club, 5-Non-existing club, 6-Disbanding, 7-Merger, 8-Financial Suspension, 9-District/Multiple District Dues.

** - Abbreviation: P-President, S-Secretary, T-Treasurer, M-Member Chairperson, VP-First Vice President, MC-Communications Chairperson, SC-Service Chairperson

*** - Abbreviation: N/R - Never reported using the Lions Clubs website, N/A - Not applicable, No password registered for the Lions Clubs website.

**** - Abbreviation: N - New, IP - Immediate Past, R - Repeat.



Club Health Assessment for District 318 D through May 2025

			Status	Membership							Reports					Finance		LCIF
Club Number	Club Name	Charter Date		Current Member Count	YTD Members Added	YTD Members Dropped	YTD Net Growth	YTD Net Growth%	Member Count 12 Months Ago	Avg. length of service for dropped members	Months Since Last MMR ***	Yrs. Since Last Officer Report	President Rotation	Vice President Reported ****	Months Since Last Activity Report ***	Account Balance	Donations for current Fiscal Year	
			Number of times on status quo within last two years	If below 15 members appears			If net loss is greater than 20% appears				If no report in 3 months appears in	When more than one year appears in	Number of repeat terms	Notes the officers that do not have appears in an active	If no report at 12 months red			
Clubs less than two years old																		
180048	Ariyampadam	12/18/2024	Active	22	22	0	22	100.00%	0		4			N	M,SC	3		
155131	Attapadi	07/10/2023	Active	23	0	0	0	0.00%	23		11		2		M,VP,SC	10		
154897	Attappadi Agali	06/22/2023	Cancelled(8*)	0	0	21	-21	-100.00%	21	2	5		None		P,S,T,M,VP SC	10	90+ Days	
181322	Chungathara	03/24/2025	Newly Chartered	20	20	0	20	100.00%	0		2				M,VP,SC	N/R		
156685	Dhoni Lead College of Management	11/30/2023	Active(1)	115	142	128	14	13.86%	101	1	4			N	SC	10		
173646	Irinjalakuda Christ College Autonomous	07/22/2024	Active	24	24	0	24	100.00%	0		8				T,M,VP,SC	10		
179910	Irinjalakuda St Josephs College Autonomous	12/18/2024	Active	20	20	0	20	100.00%	0		5				M,VP,SC	N/R		
156173	Irinjalakuda Town	09/29/2023	Active	24	3	1	2	9.09%	26	1	4		2	N	M,SC	7	\$1,006.29	
156254	Kuttippuram	09/29/2023	Active	41	6	1	5	13.89%	38	1	4		2		M,VP,SC	9		
156282	Mala Mets Group of Institutions	10/05/2023	Active(1)	22	5	3	2	10.00%	20	1	7		2		S,T,M,VP,SC	9		
156710	Mannarkkad Kunthipuzha	01/10/2024	Active	22	0	1	-1	-4.35%	23	1	5		2		M,VP,SC	5		
175265	Olavakkode	07/22/2024	Active	36	37	1	36	100.00%	0	0	0			N	M,SC	3	\$1,006.29	
155159	Ollur Town	07/31/2023	Active	37	13	7	6	19.35%	31	1	1		2		M,VP,SC	0	\$900.27	
182320	Palakkad City	05/27/2025	Newly Chartered	20	20	0	20	100.00%	0		0			N	M,SC	N/R		
180245	Palakkad Galaxy	01/07/2025	Active	20	20	0	20	100.00%	0		2			N	M,VP,SC	1		
182277	Palakkad Joy	05/20/2025	Newly Chartered	20	20	0	20	100.00%	0		0				M,VP,SC	N/A		
179788	Palakkad Legends	11/28/2024	Active	23	23	0	23	100.00%	0		1			N	M,SC	3		
180276	Palakkad Pride	01/13/2025	Active	22	23	1	22	100.00%	0	0	2			N		0		
180609	Palakkad Town	02/10/2025	Active	20	20	0	20	100.00%	0		3				T,M,VP,SC	N/R		
182122	Parappur	05/26/2025	Newly Chartered	22	22	0	22	100.00%	0		0			N	M,SC	N/R		
180547	Peramangalam	02/20/2025	Active	20	20	0	20	100.00%	0		3				M,VP,SC	N/R		



Club Health Assessment for District 318 D through May 2025

			Status	Membership							Reports					Finance		LCIF
Club Number	Club Name	Charter Date		Current Member Count	YTD Members Added	YTD Members Dropped	YTD Net Growth	YTD Net Growth%	Member Count 12 Months Ago	Avg. length of service for dropped members	Months Since Last MMR ***	Yrs. Since Last Officer Report	President Rotation	Vice President Reported ****	Months Since Last Activity Report ***	Account Balance	Donations for current Fiscal Year	
			Number of times on status quo within last two years	If below 15 members appears					If net loss is greater than 20% appears		If no report in 3 months appears in	When more than one year appears in	Number of repeat terms	Notes the officers that do not have an active	If no report at 12 months appears in red			
156278	Thiruvalli	10/06/2023	Active	43	7	11	-4	-8.51%	46	1	4		2	R	M,SC	1		
Exc Award (06/30/2024)																		
181602	Thrissur Anglo	04/14/2025	Newly Chartered	41	41	0	41	100.00%	0		0				M,VP,SC	0		
155936	Thrissur Fort	09/05/2023	Active	28	5	0	5	21.74%	23		2		2	R	M,SC	10		
172059	Thrissur Heritage	06/17/2024	Active	16	0	4	-4	-20.00%	0	1	0		2		VP,SC	N/R		
173269	THRISSUR KINGS	07/05/2024	Active	25	26	1	25	100.00%	0	0	2		2	N	P,M,SC	7		\$901.46
154894	Thrissur Medical University Town	06/20/2023	Active	25	0	0	0	0.00%	25		2		3	N		6		
179453	Thrissur Paramekkavu College of Arts And Science	11/08/2024	Active	21	21	0	21	100.00%	0		6				VP,SC	3		
155498	Thrissur Sree Vadakkumnathan Round	08/07/2023	Active	28	7	1	6	27.27%	22	1	10		2	N	T,M,SC	2		
157735	Triprayar Temple City	04/10/2024	Active	26	3	0	3	13.04%	23		2			N	SC	2		\$1,006.29
158033	Vellangallur Town	05/20/2024	Active	22	6	0	6	37.50%	20		10		2	N	VP	10		
Clubs more than two years old																		
105916	ALAGAPPANAGAR	06/22/2009	Active	29	3	0	3	11.54%	26		1				T,M,VP,SC	1		\$910.45
Exc Award (06/30/2017, 06/30/2019, 06/30/2020)																		
130218	Alanallur	03/07/2017	Active(2)	25	0	0	0	0.00%	30		11				M,VP,SC	8		
Exc Award (06/30/2018, 06/30/2023)																		
93622	ALATHUR	12/07/2005	Active	32	5	2	3	10.34%	29	7	0			N	S,M,VP,SC	8		\$900.27
Exc Award (06/30/2017, 06/30/2019, 06/30/2020)																		
109208	AMALA NAGAR	09/09/2010	Active	70	21	8	13	22.81%	58	6	2			N	S,SC	0		
Exc Award (06/30/2017, 06/30/2019, 06/30/2020)																		
135051	Angadippuram	06/06/2018	Status Quo(2)	8	0	0	0	0.00%	8		10		2		M,VP,SC	10	90+ Days	
Exc Award (06/30/2019, 06/30/2020)																		
154545	Annamanada	05/30/2023	Active	14	0	2	-2	-12.50%	20	1	0			N	M,SC	10		
130965	Areacode	05/23/2017	Status Quo(1)	24	0	0	0	0.00%	24		6			N	S	8	90+ Days	
Exc Award (06/30/2019, 06/30/2020, 06/30/2021)																		
110829	ASHTAMICHIRA	04/25/2011	Active	14	0	0	0	0.00%	23		6			N	M	0		\$1,717.88



Club Health Assessment for District 318 D through May 2025

			Status	Membership							Reports					Finance		LCIF		
Club Number	Club Name	Charter Date		Current Member Count	YTD Members Added	YTD Members Dropped	YTD Net Growth	YTD Net Growth%	Member Count 12 Months Ago	Avg. length of service for dropped members	Months Since Last MMR ***	Yrs. Since Last Officer Report	President Rotation	Vice President Reported ****	Months Since Last Activity Report ***	Account Balance	Donations for current Fiscal Year			
			Number of times on status quo within last two years	If below 15 members appears					If net loss is greater than 20% appears					If no report in 3 months appears in	When more than one year appears in	Number of repeat terms	Notes the officers that do not have an active	If no report at 12 months appears in red		
Exc Award (06/30/2017)																				
140451	Calicut University	12/11/2019	Active	50	4	1	3	6.38%	50	1	1			N	M,SC	0				
Exc Award (06/30/2020, 06/30/2021, 06/30/2022)																				
26687	CHALAKUDY	10/29/1968	Active	164	11	2	9	5.81%	149	3	2			N	M,SC	2		\$2,823.00		
Exc Award (06/30/2016, 06/30/2017, 06/30/2018)																				
42913	CHAVAKKAD	06/20/1983	Active(1)	23	3	5	-2	-8.00%	25	5	0			N	M,VP	8		\$901.46		
Exc Award (06/30/2017, 06/30/2019)																				
117743	CHELAKKARA	08/29/2012	Active	40	7	0	7	21.21%	52		0			N	T,VP,SC	7		\$900.27		
Exc Award (06/30/2017, 06/30/2019, 06/30/2020)																				
144271	Chelari	12/29/2020	Active	18	0	0	0	0.00%	22		11				M,VP,SC	8				
Exc Award (06/30/2022, 06/30/2024)																				
149489	Chelembra	01/25/2022	Active	31	0	0	0	0.00%	31		1			N	M,VP	7				
Exc Award (06/30/2024)																				
59107	CHENTRAPPINNI	02/04/1997	Cancelled(8*)	0	0	12	-12	-100.00%	18	9	5		None		P,S,T,M,VP SC	10	90+ Days			
Exc Award (06/30/2017, 06/30/2019)																				
123764	Cherpulassery	12/09/2014	Active	30	2	2	0	0.00%	30	2	0			N	M	2				
Exc Award (06/30/2017, 06/30/2018, 06/30/2019)																				
142582	Cherpulassery Renaissance	08/17/2020	Active	55	11	1	10	22.22%	46	2	2			N	T	0		\$1,731.05		
Exc Award (06/30/2021, 06/30/2022, 06/30/2023)																				
152962	Cherpulassery Town	12/06/2022	Active	33	1	1	0	0.00%	35	12	4				M,VP,SC	2				
Exc Award (06/30/2023)																				
142191	Cherukavu	07/13/2020	Active(2)	15	0	4	-4	-21.05%	19	3	0			N	T,VP	10				
Exc Award (06/30/2021, 06/30/2024)																				
153467	Chethallur	01/18/2023	Active(1)	22	6	0	6	37.50%	27		2			N		2				
108660	CHITTILAMCHERY	06/28/2010	Active(1)	24	2	4	-2	-7.69%	26	7	2			N	T,SC	3				
Exc Award (06/30/2017, 06/30/2019)																				
124826	Chittissery	05/07/2015	Active	17	0	0	0	0.00%	18		11				P,M,VP,SC	2				
Exc Award (06/30/2017, 06/30/2019, 06/30/2020)																				
53339	CHITTUR	06/16/1992	Active	30	5	27	-22	-42.31%	51	8	0			R	T,SC	10		\$301.89		



Club Health Assessment for District 318 D through May 2025

			Status	Membership						Reports					Finance		LCIF
Club Number	Club Name	Charter Date		Current Member Count	YTD Members Added	YTD Members Dropped	YTD Net Growth	YTD Net Growth%	Member Count 12 Months Ago	Avg. length of service for dropped members	Months Since Last MMR ***	Yrs. Since Last Officer Report	President Rotation	Vice President Reported ****	Months Since Last Activity Report ***	Account Balance	Donations for current Fiscal Year
			Number of times on status quo within last two years	If below 15 members appears				If net loss is greater than 20% appears			If no report in 3 months appears in	When more than one year appears in	Number of repeat terms	Notes the officers that do not have an active	If no report at 12 months appears in red		
Exc Award (06/30/2016, 06/30/2019, 06/30/2020)	116462 CHOONDAL	03/29/2012	Active(2)	23	0	0	0	0.00%	21		11		2	M,VP,SC	10		
Exc Award (06/30/2017, 06/30/2019)	125844 Edakara	10/13/2015	Active	28	0	2	-2	-6.67%	33	7	2			R	4		
Exc Award (06/30/2017, 06/30/2022, 06/30/2020)	58810 EDAMUTTAM	10/29/1996	Active	24	0	0	0	0.00%	24		0			M,VP,SC	10		
Exc Award (06/30/2017, 06/30/2024)	122276 Edappal	05/21/2014	Active	43	4	4	0	0.00%	43	5	0			M,VP,SC	7		
Exc Award (06/30/2017, 06/30/2019, 06/30/2020)	136057 Elanad	08/01/2018	Active	24	12	19	-7	-22.58%	31	5	2			N	10		
Exc Award (06/30/2019, 06/30/2021, 06/30/2020)	152402 Elinjipra Chowk	01/12/2023	Active	24	3	0	3	14.29%	22		0			N S,SC	2		\$900.27
Exc Award (06/30/2024)	58430 ENGADIYUR	06/12/1996	Active	39	6	0	6	18.18%	34		1			N VP	0		\$1,006.29
Exc Award (06/30/2017, 06/30/2019, 06/30/2020)	133699 Eranad	01/30/2018	Active	26	1	2	-1	-3.70%	38	8	1			N M,SC	10		
Exc Award (06/30/2019, 06/30/2020, 06/30/2020)	111327 ERUMAPETTY	06/10/2011	Active(1)	13	0	0	0	0.00%	16		1			M,VP,SC	1		
Exc Award (06/30/2020, 06/30/2021)	130886 Guruvayoor Temple City	05/15/2017	Active(1)	15	2	4	-2	-11.76%	25	5	0			M,VP,SC	3		
Exc Award (06/30/2019)	53768 GURUVAYUR	10/28/1992	Active	89	10	5	5	5.95%	84	8	0			S,M,VP,SC	6		\$1,827.19
Exc Award (06/30/2017, 06/30/2019, 06/30/2020)	137527 Guruvayur Players	06/17/2019	Active(2)	6	0	0	0	0.00%	6		0		2	P,S,T,M,VP SC	9		
	142165 Guruvayur Temple Town	07/13/2020	Active(2)	15	4	0	4	36.36%	13		8			T,M,VP,SC	10		
	26696 IRINJALAKUDA	01/06/1964	Active	108	5	0	5	4.85%	121		2			N	9		\$2,908.36
Exc Award (06/30/2018, 06/30/2019, 06/30/2020)	117192 IRINJALAKUDA WEST	06/18/2012	Active	26	2	0	2	8.33%	24		3			T,M,VP,SC	9		
Exc Award (06/30/2016, 06/30/2017)																	



Club Health Assessment for District 318 D through May 2025

			Status	Membership						Reports					Finance		LCIF
Club Number	Club Name	Charter Date		Current Member Count	YTD Members Added	YTD Members Dropped	YTD Net Growth	YTD Net Growth%	Member Count 12 Months Ago	Avg. length of service for dropped members	Months Since Last MMR ***	Yrs. Since Last Officer Report	President Rotation	Vice President Reported ****	Months Since Last Activity Report ***	Account Balance	Donations for current Fiscal Year
			Number of times on status quo within last two years	If below 15 members appears				If net loss is greater than 20% appears			If no report in 3 months appears in	When more than one year appears in	Number of repeat terms	Notes the officers that do not have an active	If no report at 12 months appears in red		
153203	Kadukutty	12/12/2022	Active	36	0	0	0	0.00%	36		1			S,T,M,VP,SC	10		
	Exc Award (06/30/2024)																
131193	Kalikavu	06/06/2017	Active	23	8	12	-4	-14.81%	27	6	2			P,T,M,VP,SC	1		
	Exc Award (06/30/2019, 06/30/2023)																
95900	KALLADIKODE	02/23/2006	Active(1)	33	6	3	3	10.00%	34	7	0		N	M,VP,SC	0		
	Exc Award (06/30/2017, 06/30/2023)																
57542	KALLETTUMKARA	11/29/1995	Active(1)	39	1	3	-2	-4.88%	41	6	0		N	M,SC	2		\$305.48
	Exc Award (06/30/2017, 06/30/2019, 06/30/20)																
125710	Kallur	09/04/2015	Active(1)	18	1	3	-2	-10.00%	27	7	5		N	P,M,VP	10		
	Exc Award (06/30/2017, 06/30/2018, 06/30/20)																
150375	Kanipayyur	04/11/2022	Active(1)	8	0	0	0	0.00%	8		12			M,VP,SC	10		
58299	KANJANI	05/23/1996	Active	25	2	0	2	8.70%	23		7		2	M,VP,SC	0		
	Exc Award (06/30/2017, 06/30/2019)																
126440	Kanjany Central	03/01/2016	Active	36	0	0	0	0.00%	40		5		N	M	10		
	Exc Award (06/30/2017, 06/30/2022, 06/30/20)																
136062	Karukaputhoor	08/07/2018	Active(2)	20	4	0	4	25.00%	20		2		N	M,SC	2		\$901.46
64834	KARUVANNUR	12/14/2001	Active	27	2	0	2	8.00%	33		10		N	P,T,M	10		
	Exc Award (06/30/2017, 06/30/2018, 06/30/20)																
57743	KATTOOR	01/05/1996	Active	62	3	2	1	1.64%	61	7	1		N	T,M,SC	1		
	Exc Award (06/30/2017, 06/30/2019, 06/30/20)																
56873	KECHERY	04/24/1995	Active	17	6	8	-2	-10.53%	19	10	1		N	T,VP,SC	10		
	Exc Award (06/30/2017, 06/30/2019, 06/30/20)																
46943	KODAKARA	02/09/1987	Active	37	10	2	8	27.59%	24	10	1		N	VP,SC	0		\$856.54
	Exc Award (06/30/2017, 06/30/2019)																
97347	KODANNUR	06/20/2006	Active	22	2	0	2	10.00%	20		2		N	S,M,SC	0		\$305.48
	Exc Award (06/30/2019, 06/30/2024)																
26693	KODUNGALLUR	02/02/1969	Active	107	23	0	23	27.38%	113		0		N		0		\$5,835.87
	Exc Award (06/30/2017, 06/30/2022, 06/30/20)																
57923	KOMBODINJAMAKKAL	02/29/1996	Active	14	0	4	-4	-22.22%	18	2	1		None	R P,M	7		



Club Health Assessment for District 318 D through May 2025

			Status	Membership							Reports					Finance		LCIF
Club Number	Club Name	Charter Date		Current Member Count	YTD Members Added	YTD Members Dropped	YTD Net Growth	YTD Net Growth%	Member Count 12 Months Ago	Avg. length of service for dropped members	Months Since Last MMR ***	Yrs. Since Last Officer Report	President Rotation	Vice President Reported ****	Months Since Last Activity Report ***	Account Balance	Donations for current Fiscal Year	
			Number of times on status quo within last two years	If below 15 members appears					If net loss is greater than 20% appears			If no report in 3 months appears in	When more than one year appears in	Number of repeat terms	Notes the officers that do not have an active	If no report at 12 months appears in red		
Exc Award (06/30/2023)																		
144199	Kondotty	12/28/2020	Active(1)	20	0	0	0	0.00%	20		0		2	M,VP,SC	10			
128979	Kondotty Town	10/06/2016	Active	16	0	4	-4	-20.00%	20	2	1			T,M,VP,SC	1			
Exc Award (06/30/2017, 06/30/2020, 06/30/20																		
136426	Kongad	09/27/2018	Active	78	13	3	10	14.71%	68	4	1			N T,M,SC	8		\$2,012.58	
51444	KOORKKENCHERY	03/20/1991	Active	40	8	2	6	17.65%	34	17	5			N T,SC	2		\$413.30	
Exc Award (06/30/2017, 06/30/2019, 06/30/20																		
151079	Koppam	06/20/2022	Status Quo(2)	17	0	0	0	0.00%	25		6			N M	5	90+ Days		
57924	KORATTY	02/29/1996	Active	119	7	1	6	5.31%	120	6	0			N VP,SC	0		\$1,205.75	
Exc Award (06/30/2017, 06/30/2018, 06/30/20																		
64860	KOTTAKKAL HERBAL CITY	12/26/2001	Active	50	3	0	3	6.38%	47		2			M,VP,SC	2			
Exc Award (06/30/2017, 06/30/2019, 06/30/20																		
148127	Kottakkal Town	09/17/2021	Active	5	0	0	0	0.00%	5		10			M,VP,SC	10			
44147	KOZHINJAMPARA	06/28/1984	Active	67	4	1	3	4.69%	65	6	1			S,T,M,VP,SC	2		\$1,006.29	
Exc Award (06/30/2017, 06/30/2018, 06/30/20																		
152226	Kumaramputhur	08/22/2022	Active(1)	41	12	5	7	20.59%	33	2	5			N	1			
26703	KUNNAMKULAM	05/29/1965	Active	91	5	7	-2	-2.15%	92	11	1			N	3		\$4,946.39	
Exc Award (06/30/2019, 06/30/2021, 06/30/20																		
110719	KURIACHIRA	04/04/2011	Active	44	9	2	7	18.92%	39	1	0			M,VP,SC	9		\$900.87	
Exc Award (06/30/2017, 06/30/2018, 06/30/20																		
99866	KUTTIKKAD	06/29/2007	Active	69	5	1	4	6.15%	62	17	0			S,T,M,VP,SC	1			
Exc Award (06/30/2017, 06/30/2019, 06/30/20																		
123896	Kuzhalmannam	12/30/2014	Active	39	11	1	10	34.48%	29	0	1			N T,M,SC	0			
Exc Award (06/30/2017, 06/30/2019, 06/30/20																		
109476	KUZHUR	10/08/2010	Active	17	2	0	2	13.33%	15		0		2	R S,T,M,VP,SC	0			
Exc Award (06/30/2017, 06/30/2024)																		
29335	MALA	05/03/1974	Active	65	4	6	-2	-2.99%	67	8	0			N T,M,VP,SC	0			
Exc Award (06/30/2017, 06/30/2021, 06/30/20																		



Club Health Assessment for District 318 D through May 2025

			Status	Membership							Reports					Finance		LCIF
Club Number	Club Name	Charter Date		Current Member Count	YTD Members Added	YTD Members Dropped	YTD Net Growth	YTD Net Growth%	Member Count 12 Months Ago	Avg. length of service for dropped members	Months Since Last MMR ***	Yrs. Since Last Officer Report	President Rotation	Vice President Reported ****	Months Since Last Activity Report ***	Account Balance	Donations for current Fiscal Year	
			Number of times on status quo within last two years	If below 15 members appears				If net loss is greater than 20% appears			If no report in 3 months appears in	When more than one year appears in	Number of repeat terms	Notes the officers that do not have an active	If no report at 12 months appears in red			
148241	Malampuzha	09/24/2021	Active(2)	28	43	28	15	115.38%	13	3	0		3	N VP	9			
125692	Malappuram	09/09/2015	Active	21	2	1	1	5.00%	20	2	0			M,VP,SC	5			
	Exc Award (06/30/2017, 06/30/2019, 06/30/20																	
153440	Malappuram Up Hill	01/12/2023	Active	39	0	5	-5	-11.36%	46	1	0			N	0			
	Exc Award (06/30/2024)																	
108500	MANAKULANGARA	06/02/2010	Active(1)	13	1	0	1	8.33%	12		0			N T,SC	5			
	Exc Award (06/30/2017, 06/30/2019)																	
58343	MANJERI	05/29/1996	Active	51	0	0	0	0.00%	51		2			P,M,VP,SC	1			
	Exc Award (06/30/2017, 06/30/2019, 06/30/20																	
137761	Manjeri Central	04/11/2019	Active	36	12	1	11	44.00%	25	5	1			N	9			
	Exc Award (06/30/2020, 06/30/2024)																	
105918	MANJERI TOWN	06/22/2009	Active	30	1	0	1	3.45%	29		0			M,VP,SC	7			
	Exc Award (06/30/2017, 06/30/2021, 06/30/20																	
97350	MANNARKKAD	06/20/2006	Active	42	7	2	5	13.51%	37	1	0			N T,M,VP	10		\$1,016.29	
	Exc Award (06/30/2017)																	
42625	MANNUTHY	04/26/1983	Active(1)	32	5	0	5	18.52%	27		1		2	T,M,VP,SC	10			
	Exc Award (06/30/2016, 06/30/2017, 06/30/20																	
124357	Mannuthy Agri City	03/13/2015	Active	39	4	0	4	11.43%	35		0			N	9			
	Exc Award (06/30/2017, 06/30/2018, 06/30/20																	
108097	MARATHAKKARA	04/13/2010	Active(1)	18	0	0	0	0.00%	18		13			S,T,M,VP,SC	10			
	Exc Award (06/30/2017, 06/30/2019, 06/30/20																	
148590	Mayannur	10/18/2021	Active(1)	17	5	15	-10	-37.04%	27	2	5			N P,T,M	7			
	Exc Award (06/30/2023)																	
131169	Melarcode	06/05/2017	Active(1)	18	0	0	0	0.00%	18		10			M,VP,SC	10			
	Exc Award (06/30/2019)																	
130362	Melattur	03/20/2017	Active	28	3	5	-2	-6.67%	30	5	1			N VP	0		\$305.48	
	Exc Award (06/30/2019, 06/30/2022, 06/30/20																	
153155	Meloor	12/07/2022	Active	48	5	0	5	11.63%	44		1			N SC	1			
	Exc Award (06/30/2024)																	



Club Health Assessment for District 318 D through May 2025

			Status	Membership							Reports					Finance		LCIF
Club Number	Club Name	Charter Date		Current Member Count	YTD Members Added	YTD Members Dropped	YTD Net Growth	YTD Net Growth%	Member Count 12 Months Ago	Avg. length of service for dropped members	Months Since Last MMR ***	Yrs. Since Last Officer Report	President Rotation	Vice President Reported ****	Months Since Last Activity Report ***	Account Balance	Donations for current Fiscal Year	
			Number of times on status quo within last two years	If below 15 members appears				If net loss is greater than 20% appears			If no report in 3 months appears in	When more than one year appears in	Number of repeat terms	Notes the officers that do not have an active	If no report at 12 months appears in red			
148635	Mullurkkara	10/25/2021	Active	21	3	1	2	10.53%	21	3	2			R VP	0		\$113.56	
	Exc Award (06/30/2023)																	
140348	Mundur	12/06/2019	Active	40	4	0	4	11.11%	38		0			N P,M	3			
	Exc Award (06/30/2020, 06/30/2021, 06/30/2022)																	
137005	Muthuvara	12/26/2018	Active	32	4	0	4	14.29%	31		2		2	R VP,SC	0			
	Exc Award (06/30/2020, 06/30/2023, 06/30/2024)																	
144628	Naduvath	12/30/2020	Active	24	2	6	-4	-14.29%	30	3	0			N T	8			
	Exc Award (06/30/2023)																	
153127	Nattika	12/07/2022	Active	30	14	21	-7	-18.92%	37	2	0			N T	0			
	Exc Award (06/30/2023)																	
142106	Nediyiruppu	07/09/2020	Active	15	1	10	-9	-37.50%	23	2	2			M,VP,SC	5			
	Exc Award (06/30/2021, 06/30/2022, 06/30/2024)																	
153966	Nemmara	03/27/2023	Active	24	0	0	0	0.00%	24		0		3	M,VP,SC	10			
26712	NILAMBUR	07/20/1972	Active	39	1	2	-1	-2.50%	39	7	0		2	N M,SC	5			
	Exc Award (06/30/2017, 06/30/2024)																	
131239	Nilambur Teak City	06/09/2017	Active	25	0	3	-3	-10.71%	28	3	0		2	N	3			
	Exc Award (06/30/2021, 06/30/2024)																	
122593	Olarikkara	06/23/2014	Cancelled(8*)	0	0	18	-18	-100.00%	18	7	8		None	P,S,T,M,VP SC	10	90+ Days		
	Exc Award (06/30/2019, 06/30/2020)																	
26713	OLLUR	01/02/1970	Active	157	15	1	14	9.79%	143	0	1			N M	1		\$3,862.23	
	Exc Award (06/30/2018, 06/30/2019, 06/30/2020)																	
93628	OTTAPALAM	12/16/2005	Active	50	2	0	2	4.17%	49		0			N	0			
	Exc Award (06/30/2017, 06/30/2018, 06/30/2020)																	
138335	Palakkad Chamber	06/11/2019	Status Quo(1)	32	16	9	7	28.00%	27	2	0			R M,SC	3	90+ Days		
	Exc Award (06/30/2022)																	
68626	PALAKKAD CHANDRANAGAR	04/15/2003	Active	57	6	0	6	11.76%	51		2			N	2		\$1,006.29	
	Exc Award (06/30/2017, 06/30/2019, 06/30/2020)																	
153957	Palakkad Dream City	03/30/2023	Active	26	1	1	0	0.00%	28	1	1			N M,VP,SC	0			
60711	PALAKKAD FORT-TOWN	04/28/1998	Active	56	1	3	-2	-3.45%	58	11	0			N	0		\$1,006.29	



Club Health Assessment for District 318 D through May 2025

			Status	Membership							Reports					Finance		LCIF
Club Number	Club Name	Charter Date		Current Member Count	YTD Members Added	YTD Members Dropped	YTD Net Growth	YTD Net Growth%	Member Count 12 Months Ago	Avg. length of service for dropped members	Months Since Last MMR ***	Yrs. Since Last Officer Report	President Rotation	Vice President Reported ****	Months Since Last Activity Report ***	Account Balance	Donations for current Fiscal Year	
			Number of times on status quo within last two years	If below 15 members appears				If net loss is greater than 20% appears			If no report in 3 months appears in	When more than one year appears in	Number of repeat terms	Notes the officers that do not have an active	If no report at 12 months appears in red			
Exc Award (06/30/2017, 06/30/2019, 06/30/2020)	129726 Palakkad Heritage City	01/19/2017	Active	50	0	0	0	0.00%	52		0			T,VP	9			
Exc Award (06/30/2019, 06/30/2020, 06/30/2021)	144952 Palakkad Poly Junction	02/18/2021	Active	28	5	1	4	16.67%	28	2	1		N	T,M,SC	0			
Exc Award (06/30/2022, 06/30/2023)	92381 PALAKKAL	12/21/2005	Active(1)	22	0	0	0	0.00%	22		11			M,VP,SC	2			
Exc Award (06/30/2017, 06/30/2019)	26715 PALGHAT	04/09/1960	Active	104	7	1	6	6.12%	95	1	2		N		7		\$2,399.52	
Exc Award (06/30/2017, 06/30/2022, 06/30/2023)	66806 PANANCHERY	11/11/2002	Active	56	0	0	0	0.00%	58		6		N	VP	0			
Exc Award (06/30/2019, 06/30/2021, 06/30/2022)	130032 Pandikkad	03/07/2017	Active(1)	21	3	7	-4	-16.00%	25	1	1		R	S,M	4			
Exc Award (06/30/2019, 06/30/2022)	116061 PARAPPANANGADI	02/13/2012	Active	32	5	1	4	14.29%	28	12	2			M,VP,SC	2			
Exc Award (06/30/2017, 06/30/2021, 06/30/2022)	120905 Paravattani	12/09/2013	Active	18	3	0	3	20.00%	16		0			M,VP,SC	0			
Exc Award (06/30/2017)	148863 Pariyaram	11/24/2021	Active	25	0	1	-1	-3.85%	26	1	2		N		8			
Exc Award (06/30/2024)	93623 PATTAMBI	12/19/2005	Active(1)	45	5	2	3	7.14%	41	10	0		N		9			
Exc Award (06/30/2017, 06/30/2019, 06/30/2020)	127998 Pavaratty	06/23/2016	Active	40	7	1	6	17.65%	33	7	1		N	T,VP	6			
Exc Award (06/30/2017, 06/30/2019, 06/30/2020)	137366 Pavaratty Royal	02/10/2019	Active	26	5	8	-3	-10.34%	25	2	4		3	M,VP,SC	0			
Exc Award (06/30/2023, 06/30/2024)	149221 Pazhambalacode	01/18/2022	Active	10	2	1	1	11.11%	8	0	10			VP,SC	10		\$50.00	
Exc Award (06/30/2024)	121032 Pazhayannur	12/30/2013	Active	42	3	2	1	2.44%	42	5	2		N		0			
Exc Award (06/30/2019, 06/30/2020, 06/30/2021)																		



Club Health Assessment for District 318 D through May 2025

			Status	Membership							Reports					Finance		LCIF
Club Number	Club Name	Charter Date		Current Member Count	YTD Members Added	YTD Members Dropped	YTD Net Growth	YTD Net Growth%	Member Count 12 Months Ago	Avg. length of service for dropped members	Months Since Last MMR ***	Yrs. Since Last Officer Report	President Rotation	Vice President Reported ****	Months Since Last Activity Report ***	Account Balance	Donations for current Fiscal Year	
			Number of times on status quo within last two years	If below 15 members appears				If net loss is greater than 20% appears			If no report in 3 months appears in	When more than one year appears in	Number of repeat terms	Notes the officers that do not have an active	If no report at 12 months appears in red			
152560	Pazhayannur Town	09/13/2022	Active	26	1	2	-1	-3.70%	30	2	10			N	0			
	Exc Award (06/30/2023, 06/30/2024)																	
123993	Peechi Dam	01/19/2015	Active	18	0	0	0	0.00%	21		11			T,M,VP,SC	7		\$360.57	
	Exc Award (06/30/2017, 06/30/2019)																	
153156	Perambra Dream City	12/12/2022	Active	74	25	2	23	45.10%	51	2	1			M,VP,SC	2		\$962.56	
	Exc Award (06/30/2024)																	
130518	Perinchery	03/27/2017	Active	32	6	0	6	23.08%	36		9			M,VP,SC	0		\$419.29	
	Exc Award (06/30/2019, 06/30/2024)																	
63368	PERINGOTTUKARA	06/26/2000	Active	21	1	4	-3	-12.50%	36	12	0		2	M,VP,SC	7			
	Exc Award (06/30/2017, 06/30/2019)																	
56720	PERINJANAM	03/28/1995	Active	69	16	5	11	18.97%	65	15	1			N S,T,M,VP	0			
	Exc Award (06/30/2017, 06/30/2023)																	
26720	PERINTALMANNA	02/13/1970	Active	47	1	9	-8	-14.55%	55	2	1			S,M,VP,SC	10			
	Exc Award (06/30/2017, 06/30/2019)																	
109369	PERINTHALMANNA TOWN	09/29/2010	Active	27	0	0	0	0.00%	27		1			M,VP,SC	9			
	Exc Award (06/30/2016, 06/30/2017, 06/30/20)																	
134677	Perinthalmanna Valluvanad	05/07/2018	Active(1)	20	0	0	0	0.00%	19		11			P,T,VP	10			
	Exc Award (06/30/2024)																	
61027	PERUMPILAVU	07/06/1998	Active(1)	15	5	1	4	36.36%	11	26	2			M,VP,SC	2			
	Exc Award (06/30/2019, 06/30/2024)																	
136092	Peruvanam	09/19/2018	Cancelled(8*)	0	0	13	-13	-100.00%	13	5	5		None	P,S,T,M,VP SC	8	90+ Days		
63996	PONANI	02/21/2001	Active	29	0	7	-7	-19.44%	36	5	2			M,VP	1			
	Exc Award (06/30/2017, 06/30/2019, 06/30/20)																	
146252	Pookottumpadam	05/20/2021	Active	28	3	0	3	12.00%	27		2			N M	0		\$904.46	
109315	POOVATHUSSERY	09/24/2010	Active	42	10	6	4	10.53%	42	3	0			N SC	2		\$900.27	
	Exc Award (06/30/2017, 06/30/2021, 06/30/20)																	
152964	Pulamanthole	11/02/2022	Active	40	3	13	-10	-20.00%	50	2	1			M,VP,SC	8			
	Exc Award (06/30/2024)																	
61159	PUNKUNNAM	09/28/1998	Active	20	6	2	4	25.00%	16	18	0			M,VP,SC	10		\$900.27	



Club Health Assessment for District 318 D through May 2025

			Status	Membership							Reports					Finance		LCIF
Club Number	Club Name	Charter Date		Current Member Count	YTD Members Added	YTD Members Dropped	YTD Net Growth	YTD Net Growth%	Member Count 12 Months Ago	Avg. length of service for dropped members	Months Since Last MMR ***	Yrs. Since Last Officer Report	President Rotation	Vice President Reported ****	Months Since Last Activity Report ***	Account Balance	Donations for current Fiscal Year	
			Number of times on status quo within last two years	If below 15 members appears			If net loss is greater than 20% appears			If no report in 3 months appears in			When more than one year appears in	Number of repeat terms	Notes the officers that do not have an active	If no report at 12 months appears in red		
Exc Award (06/30/2019)																		
122424	Rajadhani Thrissur	06/13/2014	Active	20	3	0	3	17.65%	19		5			N	3			
Exc Award (06/30/2017, 06/30/2021, 06/30/2022)																		
111202	S N PURAM	06/06/2011	Active	30	0	1	-1	-3.23%	46	4	0			N	T	10		
Exc Award (06/30/2017, 06/30/2018, 06/30/2022)																		
40966	SHORNUR	02/09/1982	Active	29	2	1	1	3.57%	31	6	2			N	T,M,VP	1		
Exc Award (06/30/2017, 06/30/2019, 06/30/2022)																		
134118	Sreekrishnapuram	03/19/2018	Active	7	1	2	-1	-12.50%	8	5	0				M,VP,SC	6		
Exc Award (06/30/2019)																		
118185	THAIKKATTUSSERY	10/29/2012	Active	36	6	0	6	20.00%	30		1			R	VP,SC	10	\$1,006.29	
Exc Award (06/30/2017, 06/30/2022)																		
60378	THALIKULAM	02/16/1998	Active	54	6	0	6	12.50%	53		0		2	R	T,SC	6	\$1,205.75	
Exc Award (06/30/2017, 06/30/2018, 06/30/2022)																		
102925	THATTAMANGALAM	06/30/2008	Active	32	0	0	0	0.00%	34		2				M,VP,SC	7		
Exc Award (06/30/2017, 06/30/2019, 06/30/2022)																		
150297	Thekkumkara Machad	03/28/2022	Active	30	8	4	4	15.38%	27	2	2				S,M,VP,SC	10		
Exc Award (06/30/2023)																		
108066	THIRUVILWAMALA	04/12/2010	Active	31	10	19	-9	-22.50%	40	3	2			N	S,T	4	\$1,311.77	
Exc Award (06/30/2017, 06/30/2019, 06/30/2022)																		
123757	Thrissivaperoor Town	12/05/2014	Status Quo(3)	22	0	0	0	0.00%	22		4				M,VP,SC	10	90+ Days	
Exc Award (06/30/2022)																		
143878	Thrissur Aranattukara	12/22/2020	Cancelled(8*)	0	0	8	-8	-100.00%	8	4	23		None		P,S,T,M,VP SC	9	90+ Days	
Exc Award (06/30/2017, 06/30/2019, 06/30/2022)																		
122488	Thrissur City	06/17/2014	Active	53	3	6	-3	-5.36%	56	6	2				VP,SC	10	\$305.48	
Exc Award (06/30/2017, 06/30/2019, 06/30/2022)																		
119128	THRISSUR COSMOS	04/09/2013	Cancelled(8*)	0	0	8	-8	-100.00%	8	16	5		None		P,S,T,M,VP SC	10	90+ Days	
Exc Award (06/30/2017, 06/30/2021, 06/30/2022)																		
106512	THRISSUR EAST FORT	08/31/2009	Active	44	4	0	4	10.00%	40		1			N	S	0	\$899.67	
Exc Award (06/30/2017, 06/30/2021, 06/30/2022)																		
131016	Thrissur Highness	05/25/2017	Active(1)	12	7	2	5	71.43%	7	4	0			R		2		
Exc Award (06/30/2017, 06/30/2021, 06/30/2022)																		
97351	THRISSUR KUTTANELLUR	06/20/2006	Active	43	4	0	4	10.26%	39		0				T,M,VP,SC	4	\$503.14	



Club Health Assessment for District 318 D through May 2025

			Status	Membership							Reports					Finance		LCIF
Club Number	Club Name	Charter Date		Current Member Count	YTD Members Added	YTD Members Dropped	YTD Net Growth	YTD Net Growth%	Member Count 12 Months Ago	Avg. length of service for dropped members	Months Since Last MMR ***	Yrs. Since Last Officer Report	President Rotation	Vice President Reported ****	Months Since Last Activity Report ***	Account Balance	Donations for current Fiscal Year	
			Number of times on status quo within last two years	If below 15 members appears				If net loss is greater than 20% appears			If no report in 3 months appears in	When more than one year appears in	Number of repeat terms	Notes the officers that do not have an active	If no report at 12 months appears in red			
	Exc Award (06/30/2017, 06/30/2019, 06/30/20																	
142111	Thrissur Pooram	07/08/2020	Active	27	4	0	4	17.39%	24		3			N T,SC	7		\$910.45	
	Exc Award (06/30/2021)																	
66991	THRISSUR SAKTHAN THAMPURAN	12/30/2002	Active	54	0	35	-35	-39.33%	92	2	0			T,M,VP,SC	8			
	Exc Award (06/30/2017, 06/30/2018, 06/30/20																	
144441	Thrissur Thamburans	12/30/2020	Active	7	0	0	0	0.00%	7		10			M,VP,SC	10			
89282	THRISSUR THANIKUDAM	09/19/2005	Active	24	3	1	2	9.09%	22	1	3		2	N M	2			
	Exc Award (06/30/2017, 06/30/2022, 06/30/20																	
142640	Thrissur Thiruvambady	08/17/2020	Active	36	14	4	10	38.46%	30	5	4			VP,SC	0		\$900.27	
	Exc Award (06/30/2021)																	
152238	Thrissur Vadakkumnathan	08/18/2022	Active	40	7	3	4	11.11%	36	1	0			N	6		\$904.46	
	Exc Award (06/30/2024)																	
153789	Thrissur Young Turks	03/06/2023	Active	15	0	0	0	0.00%	15		4			M,VP,SC	10			
130815	Thrithala	05/24/2017	Active	31	2	0	2	6.90%	29		8			N M,SC	0			
	Exc Award (06/30/2021, 06/30/2022, 06/30/20																	
26732	TIRUR	10/13/1968	Active	32	2	0	2	6.67%	33		8		2	N S,M,SC	9			
	Exc Award (06/30/2019)																	
124828	Tirurangadi	05/07/2015	Active(1)	25	0	10	-10	-28.57%	35	3	5		None	N P,M,SC	10			
	Exc Award (06/30/2021)																	
26734	TRICHUR	10/07/1961	Active	130	1	0	1	0.78%	126		3			M,VP,SC	1		\$3,616.64	
	Exc Award (06/30/2016, 06/30/2017, 06/30/20																	
41424	TRICHUR AYYANTHOLE	05/18/1982	Active	109	13	0	13	13.54%	101		0			N	0		\$3,006.89	
	Exc Award (06/30/2017, 06/30/2019, 06/30/20																	
126236	Trichur Central	11/25/2015	Active	19	0	0	0	0.00%	20		11			R S	10		\$901.46	
	Exc Award (06/30/2017, 06/30/2018, 06/30/20																	
128724	Trichur Green City	08/29/2016	Active(2)	24	3	3	0	0.00%	24	5	2			M,VP,SC	5			
	Exc Award (06/30/2017, 06/30/2018, 06/30/20																	
136063	Trichur Neermathalam	08/27/2018	Active	14	4	5	-1	-6.67%	20	3	0			P,S,M,VP,SC	7		\$901.46	
	Exc Award (06/30/2024)																	



Club Health Assessment for District 318 D through May 2025

			Status	Membership							Reports					Finance		LCIF
Club Number	Club Name	Charter Date		Current Member Count	YTD Members Added	YTD Members Dropped	YTD Net Growth	YTD Net Growth%	Member Count 12 Months Ago	Avg. length of service for dropped members	Months Since Last MMR ***	Yrs. Since Last Officer Report	President Rotation	Vice President Reported ****	Months Since Last Activity Report ***	Account Balance	Donations for current Fiscal Year	
			Number of times on status quo within last two years	If below 15 members appears					If net loss is greater than 20% appears		If no report in 3 months appears in	When more than one year appears in	Number of repeat terms	Notes the officers that do not have an active	If no report at 12 months appears in red			
47201	TRICHUR NEHRU NAGAR	04/07/1987	Active	22	2	0	2	10.00%	20		0		3	M,VP,SC	7	90+ Days		
Exc Award (06/30/2017)																		
56889	TRICHUR NORTH	04/24/1995	Active	31	1	19	-18	-36.73%	49	6	0		R		9		\$305.48	
Exc Award (06/30/2017, 06/30/2019, 06/30/2020)																		
128981	Trichur Royal	11/08/2016	Active	25	0	0	0	0.00%	37		0		None	N	P,SC		8	
Exc Award (06/30/2017, 06/30/2018, 06/30/2020)																		
54422	TRICHUR SOUTH	05/03/1993	Active	32	0	2	-2	-5.88%	34	29	0		R	M,VP,SC	6			
Exc Award (06/30/2017, 06/30/2018, 06/30/2020)																		
129563	Trichur Tigers	12/13/2016	Active(1)	19	0	0	0	0.00%	19		6			M,VP,SC	10		\$1,511.23	
Exc Award (06/30/2017, 06/30/2018, 06/30/2020)																		
140633	Trichur Tuskers Twenty 20	01/09/2020	Status Quo(1)	18	6	0	6	50.00%	12		6		2	S,M,VP,SC	10			
Exc Award (06/30/2022)																		
33286	TRIPRAYAR	01/31/1977	Active	112	10	1	9	8.74%	115	17	0			N	9	\$26,683.14		
Exc Award (06/30/2017, 06/30/2019, 06/30/2020)																		
26739	VADAKKANCHERRY	02/22/1969	Active	62	5	0	5	8.77%	57		2			N	M,VP,SC	0	\$7,744.23	
Exc Award (06/30/2017, 06/30/2018, 06/30/2020)																		
39659	VADAKKANCHRY MALABAR	03/24/1981	Active	44	5	2	3	7.32%	41	6	2			M,VP,SC	10			
Exc Award (06/30/2017, 06/30/2022)																		
147525	Valanchery	07/26/2021	Active(1)	17	0	0	0	0.00%	17		10			N	M	2		
130289	Valapad	03/07/2017	Active	49	2	5	-3	-5.77%	64	3	3			N		0	\$802.63	
Exc Award (06/30/2021, 06/30/2022, 06/30/2023)																		
152938	Valapad Excel	11/15/2022	Active	50	14	0	14	38.89%	49		3			M,VP,SC	3			
152957	Valapad Shining Star	11/15/2022	Active	27	0	0	0	0.00%	40		10			M,VP,SC	9			
143966	Vallikkunnu	12/14/2020	Active	10	0	13	-13	-56.52%	23	2	1			M,VP,SC	0			
Exc Award (06/30/2022)																		
148808	Varavoor	11/08/2021	Active(2)	19	0	4	-4	-17.39%	23	2	0		2	T,M,VP,SC	10			
56012	VATANAPPALLY	07/05/1994	Active	77	7	1	6	8.45%	76	18	2			N	0	\$1,412.41		
Exc Award (06/30/2017, 06/30/2021, 06/30/2023)																		



Club Health Assessment for District 318 D through May 2025

			Status	Membership							Reports					Finance	LCIF
Club Number	Club Name	Charter Date		Current Member Count	YTD Members Added	YTD Members Dropped	YTD Net Growth	YTD Net Growth%	Member Count 12 Months Ago	Avg. length of service for dropped members	Months Since Last MMR ***	Yrs. Since Last Officer Report	President Rotation	Vice President Reported ****	Months Since Last Activity Report ***	Account Balance	Donations for current Fiscal Year
			Number of times on status quo within last two years	If below 15 members appears				If net loss is greater than 20% appears			If no report in 3 months appears in	When more than one year appears in	Number of repeat terms	Notes the officers that do not have an active	If no report at 12 months appears in red		
148967	Vengara Town	01/24/2022	Active(1)	21	3	12	-9	-30.00%	35	2	0		2	M,VP,SC	9		
144134	Venkitangu Central	12/23/2020	Active	64	9	0	9	16.36%	59		2			N M	1		\$1,311.78
	Exc Award (06/30/2024)																
126322	Vilwadri Pampady	12/30/2015	Active	50	17	2	15	42.86%	27	7	0			N	0		\$1,011.08
	Exc Award (06/30/2017, 06/30/2022, 06/30/20)																
148788	Wadakkanchery Central	10/29/2021	Active	15	2	7	-5	-25.00%	28	3	1		2	M,VP,SC	9		
	Exc Award (06/30/2022)																
63418	WALAYAR VALLEY	06/30/2000	Active	29	3	0	3	11.54%	28		0			M,VP,SC	2		
	Exc Award (06/30/2017, 06/30/2019, 06/30/20)																
102971	WANDOOR	06/30/2008	Active	32	7	10	-3	-8.57%	37	6	0			M,VP,SC	0		
	Exc Award (06/30/2017, 06/30/2019, 06/30/20)																
138443	Wandoor Royals	06/20/2019	Active	35	8	4	4	12.90%	37	7	2			N T,M,SC	7		
	Exc Award (06/30/2020, 06/30/2022)																

Clubs Cancelled Previous Fiscal Year – Clubs Cancelled within last 12 months may be reinstated

Club Number	Club Name	Charter Date	Current Status*	Cancellation Date
152559	Kondazhy	09/07/2022	Cancelled(8*)	12/29/2023
125767	Nattukal	09/14/2015	Cancelled(8*)	12/29/2023
151186	Perinthalmanna Emirates	06/20/2022	Cancelled(8*)	12/29/2023
145551	Puthanathani	03/26/2021	Cancelled(8*)	12/29/2023

Current Total Clubs Count	YTD New Clubs Count	YTD Cancelled Clubs Count	YTD Net Club Gain	Current Total Members Count	YTD Add	YTD Drop	YTD Net Growth	YTD Net Growth %	Member Count 12 Months Ago	Average Member Count Per Club	% of Clubs with less than 20 members	% No MMR in 3 Months	% No Officer Report in 12 Months	% of Clubs with balance 90+ days	Number of Clubs in Status Quo	% Status Quo Clubs in Financial Suspension	Number of Cancelled Clubs	Average Cancelled Club Age	Members Lost Due to Cancellation	% of Clubs Cancelled for Non-Financial Reasons
210	16	6	10	7,426	1,345	773	572	8.35%	7,199	35	19%	30%	0%	3%	6	100%	6	13	80	-67%

* - P - Priority Club. Cancellation Reasons: 1-Objectives/conduct, 2-Non-active club, 5-Non-existing club, 6-Disbanding, 7-Merger, 8-Financial Suspension, 9-District/Multiple District Dues.

** - Abbreviation: P-President, S-Secretary, T-Treasurer, M-Member Chairperson, VP-First Vice President, MC-Communications Chairperson, SC-Service Chairperson

*** - Abbreviation: N/R - Never reported using the Lions Clubs website, N/A - Not applicable, No password registered for the Lions Clubs website.

**** - Abbreviation: N - New, IP - Immediate Past, R - Repeat.



Club Health Assessment for District 318 E through May 2025

			Status	Membership							Reports					Finance		LCIF
Club Number	Club Name	Charter Date		Current Member Count	YTD Members Added	YTD Members Dropped	YTD Net Growth	YTD Net Growth%	Member Count 12 Months Ago	Avg. length of service for dropped members	Months Since Last MMR ***	Yrs. Since Last Officer Report	President Rotation	Vice President Reported ****	Months Since Last Activity Report ***	Account Balance	Donations for current Fiscal Year	
			Number of times on status quo within last two years	If below 15 members appears				If net loss is greater than 20% appears			If no report in 3 months appears in	When more than one year appears in	Number of repeat terms	Notes the officers that do not have an active	If no report at 12 months red			
Clubs less than two years old																		
156123	Alakode Paithal Valley	09/26/2023	Active	31	1	5	-4	-11.43%	26	1	0		2	N	10			
155022	Alavil Stalwarts	07/05/2023	Active	19	5	12	-7	-26.92%	30	2	0			T,VP,SC	5			
155546	Aravanchal	08/04/2023	Active	29	7	3	4	16.00%	28	1	0		2	N	SC	2	\$867.22	
172377	Calicut Euphoria	06/25/2024	Active	43	23	0	23	115.00%	0		0		2		M,VP,SC	7		
172439	Calicut Gateway	06/25/2024	Status Quo(1)	11	0	9	-9	-45.00%	0	0	6		2		M,VP,SC	9	90+ Days	
156825	Calicut Greater	12/29/2023	Active	38	7	9	-2	-5.00%	42	2	1			N	M,SC	9		
176097	Calicut Gulmohar	10/17/2024	Active	26	26	0	26	100.00%	0		4				M,VP,SC	5	\$121.83	
171944	Calicut Lady Legends	06/21/2024	Active	13	1	8	-7	-35.00%	0	0	5				M,VP,SC	9		
155454	Calicut New Waves	08/01/2023	Active	30	7	3	4	15.38%	27	1	1			N		0	\$2,300.15	
Exc Award (06/30/2024)																		
178780	Irulam	09/25/2024	Active(1)	34	34	0	34	100.00%	0		8			N		N/R		
155858	Kakkayangad	09/25/2023	Active	27	3	4	-1	-3.57%	28	1	0		2		M,VP,SC	8		
181527	Kandoth Jewels	04/09/2025	Newly Chartered	20	20	0	20	100.00%	0		0			N		N/R		
156181	Karappuzha	04/19/2024	Cancelled(8*)	0	0	20	-20	-100.00%	20	1	13		None		P,S,T,M,VP SC	10	90+ Days	
156005	Kasaragod Vidyanagar Youngsters	09/28/2023	Active	20	0	0	0	0.00%	20		20	1	None	1	P,S,T,M,VP SC	N/R	90+ Days	
180414	Moolankave	01/24/2025	Active	23	24	1	23	100.00%	0	0	0			N	M	N/A		
156360	Muliyar	11/20/2023	Active	32	10	4	6	23.08%	26	2	1		2		M,VP,SC	7		
157456	Naduvannur	06/21/2024	Status Quo(1)	20	0	0	0	0.00%	0		3		2		T,M,VP,SC	7	90+ Days	
155497	Palazhi Crystal	08/03/2023	Cancelled(8*)	0	0	19	-19	-100.00%	25	1	7		None		P,S,T,M,VP SC	9	90+ Days	
173316	PARIYARAM ASPIRE	07/05/2024	Active	27	27	0	27	100.00%	0		1			N	M,SC	1		
155670	Perambra Town	09/25/2023	Active	15	0	6	-6	-28.57%	21	1	3		2	N	SC	8		
156203	Periya Town	10/18/2023	Active	21	0	3	-3	-12.50%	25	1	0		2	R		1		
177443	Pulingome Palavayal	08/20/2024	Active	39	45	6	39	100.00%	0	0	0			N		6		



Club Health Assessment for District 318 E through May 2025

			Status	Membership							Reports					Finance		LCIF
Club Number	Club Name	Charter Date		Current Member Count	YTD Members Added	YTD Members Dropped	YTD Net Growth	YTD Net Growth%	Member Count 12 Months Ago	Avg. length of service for dropped members	Months Since Last MMR ***	Yrs. Since Last Officer Report	President Rotation	Vice President Reported ****	Months Since Last Activity Report ***	Account Balance	Donations for current Fiscal Year	
			Number of times on status quo within last two years	If below 15 members appears					If net loss is greater than 20% appears			If no report in 3 months appears in	When more than one year appears in	Number of repeat terms	Notes the officers that do not have an active	If no report at 12 months appears in red		
155663	Ramanattukara	08/18/2023	Active	30	1	0	1	3.45%	36		9		2	R	2			
171597	Thalassery Golden Stars	06/21/2024	Active	24	5	1	4	20.00%	0	0	0		2		M,VP,SC	7		
155054	Vaduvanchal	07/11/2023	Active(1)	29	2	2	0	0.00%	29	1	0			N	8			
Clubs more than two years old																		
142279	Ajanur	07/21/2020	Active	47	3	0	3	6.82%	44		0			N	M,SC	10	\$539.08	
Exc Award (06/30/2021)																		
58490	ALAKODE	06/19/1996	Active	68	8	1	7	11.48%	63	18	0			N	M,SC	2	\$2,000.12	
Exc Award (06/30/2018, 06/30/2019, 06/30/2020)																		
129187	Alavil	11/09/2016	Active	83	12	2	10	13.70%	75	3	1			R	T	2		
Exc Award (06/30/2021, 06/30/2022, 06/30/2023)																		
109446	AMBALAVAYAL	10/06/2010	Active	28	3	1	2	7.69%	26	5	1			N	T	0	\$2,800.68	
Exc Award (06/30/2018, 06/30/2022, 06/30/2023)																		
109769	ANANDASHRAM	11/29/2010	Active	54	2	0	2	3.85%	52		0			R	SC	0	\$2,100.15	
Exc Award (06/30/2023, 06/30/2024)																		
152832	Anjarakandy	11/09/2022	Cancelled(8*)	0	0	25	-25	-100.00%	25	2	5	1	None		P,S,T,M,VP SC	9	90+ Days	
118551	AYANCHERI	01/03/2013	Cancelled(8*)	0	0	13	-13	-100.00%	13	7	5	1	None		P,S,T,M,VP SC	10	90+ Days	
37108	BADAGARA	05/07/1979	Active	70	7	2	5	7.69%	67	1	1			N	M,SC	7	\$1,299.55	
Exc Award (06/30/2018, 06/30/2021, 06/30/2023)																		
45550	BALUSSERY	11/15/1985	Active(1)	48	4	6	-2	-4.00%	43	14	3				M,VP,SC	5	\$951.18	
130942	Balusserly Town	05/15/2017	Active	23	0	0	0	0.00%	23		12			N	T	9		
Exc Award (06/30/2024)																		
88478	BANDADUKKA	05/31/2005	Active	40	9	0	9	29.03%	31		0				M,VP,SC	8	\$119.80	
Exc Award (06/30/2023)																		
131935	BATHERY TOWN	07/04/2017	Active(3)	30	2	9	-7	-18.92%	28	5	0				S,T,M,VP,SC	10		
Exc Award (06/30/2019)																		
133648	Beenachi	02/19/2018	Active(1)	46	23	0	23	100.00%	26		4				M,VP,SC	9		
148298	Bekal	09/16/2021	Cancelled(8*)	0	0	20	-20	-100.00%	20	3	12		None		P,S,T,M,VP SC	9	90+ Days	
126971	Bekal Fort	03/18/2016	Active	26	2	0	2	8.33%	25		1				P,M,VP,SC	9	\$1,209.70	



Club Health Assessment for District 318 E through May 2025

			Status	Membership							Reports					Finance		LCIF	
Club Number	Club Name	Charter Date		Current Member Count	YTD Members Added	YTD Members Dropped	YTD Net Growth	YTD Net Growth%	Member Count 12 Months Ago	Avg. length of service for dropped members	Months Since Last MMR ***	Yrs. Since Last Officer Report	President Rotation	Vice President Reported ****	Months Since Last Activity Report ***	Account Balance	Donations for current Fiscal Year		
			Number of times on status quo within last two years	If below 15 members appears					If net loss is greater than 20% appears			If no report in 3 months appears in	When more than one year appears in	Number of repeat terms	Notes the officers that do not have an active	If no report at 12 months appears in red			
Exc Award (06/30/2017, 06/30/2018, 06/30/2020)			Cancelled(8*)	0	0	16	-16	-100.00%	16	2	5	1	None	P,S,T,M,VP SC	9	90+ Days			
152225	Bovikanam	08/24/2022		99	8	4	4	4.21%	95	13	0		N	M,SC	7				\$4,070.12
Exc Award (06/30/2017, 06/30/2018, 06/30/2020)			Cancelled(8*)	0	0	20	-20	-100.00%	20	2	22	1	None	P,S,T,M,VP SC	10	90+ Days			
153573	Calicut All Stars	03/30/2023		66376	CALICUT BEACH	06/28/2002	Active(2)	30	2	0	2	7.14%	28	10	M,VP,SC				9
Exc Award (06/30/2017, 06/30/2018, 06/30/2020)			Active	23	10	14	-4	-14.81%	27	7	1		2	M,VP,SC	9				
59914	CALICUT CENTRAL	08/01/1997		108444	CALICUT CITY	05/25/2010	Status Quo(2)	13	0	0	0	0.00%	13	4	M,VP,SC				9
Exc Award (06/30/2017, 06/30/2018, 06/30/2020)			Active	52	12	3	9	20.93%	47	2	0		N	M,VP	4			\$899.99	
101631	CALICUT DAFFODILS	03/27/2008		130143	Calicut Diamonds	02/21/2017	Active(1)	52	6	6	0	0.00%	59	3	4				S,M,SC
Exc Award (06/30/2017, 06/30/2023, 06/30/2020)			Active	88	3	19	-16	-15.38%	103	3	5		N	T,M,VP,SC	0			\$2,703.28	
55395	CALICUT EAST	03/11/1994		117477	CALICUT EMERALD	07/27/2012	Active	22	5	0	5	29.41%	20	0	M,VP,SC				5
Exc Award (06/30/2017, 06/30/2019)			Active	27	4	1	3	12.50%	29	7	3		2	N	M,VP,SC	10			
117755	CALICUT GARNET	08/29/2012		151772	Calicut Goodness	07/29/2022	Active	39	5	1	4	11.43%	35	1	0	N			
Exc Award (06/30/2018)			Cancelled(8*)	0	1	10	-9	-100.00%	9	11	5		None	P,S,T,M,VP SC	10	90+ Days			
115776	CALICUT GREEN CITY	12/29/2011		60617	CALICUT METRO	04/06/1998	Cancelled(8*)	0	0	15	-15	-100.00%	15	11	5				1
Exc Award (06/30/2019)			Cancelled(8*)	0	0	17	-17	-100.00%	17	14	5	3	None	P,S,T,M,VP SC	9	90+ Days			
111454	CALICUT METROPOLITAN	06/24/2011		115464	CALICUT NORTH	10/31/2011	Active	31	8	8	0	0.00%	40	6	0				T,VP,SC
Exc Award (06/30/2018, 06/30/2021, 06/30/2020)																			




Club Health Assessment for District 318 E through May 2025

			Status	Membership							Reports					Finance		LCIF
Club Number	Club Name	Charter Date		Current Member Count	YTD Members Added	YTD Members Dropped	YTD Net Growth	YTD Net Growth%	Member Count 12 Months Ago	Avg. length of service for dropped members	Months Since Last MMR ***	Yrs. Since Last Officer Report	President Rotation	Vice President Reported ****	Months Since Last Activity Report ***	Account Balance	Donations for current Fiscal Year	
			Number of times on status quo within last two years	If below 15 members appears				If net loss is greater than 20% appears			If no report in 3 months appears in	When more than one year appears in	Number of repeat terms	Notes the officers that do not have an active	If no report at 12 months appears in red			
136739	Calicut Pantheerankavu	11/12/2018	Active	20	2	0	2	11.11%	26		1			M,VP,SC	8			
143534	Calicut Platinum	11/23/2020	Active(2)	23	10	7	3	15.00%	20	3	1			M,VP,SC	9			
153212	Calicut Professionals	02/10/2023	Cancelled(8*)	0	3	23	-20	-100.00%	20	1	5		None	P,S,T,M,VP SC	9	90+ Days		
149591	Calicut Rural	01/25/2022	Active(1)	15	15	15	0	0.00%	15	3	4			VP	9	90+ Days	\$422.88	
99582	CALICUT SAPPHIRE	06/08/2007	Active	56	9	4	5	9.80%	49	10	0			N	2		\$2,000.06	
	Exc Award (06/30/2017, 06/30/2018, 06/30/20																	
60838	CALICUT SILVER HILLS	06/01/1998	Active	116	14	14	0	0.00%	118	8	0			N	M	4	\$7,000.42	
	Exc Award (06/30/2017, 06/30/2018, 06/30/20																	
144680	Calicut Smart City	12/31/2020	Cancelled(6*)	0	0	0	0	0.00%	25		3	1	None	P,S,T,M,VP SC	9	90+ Days		
125971	Calicut Solitaire	11/03/2015	Active	33	6	3	3	10.00%	27	7	0			P,T,M,VP,SC	10		\$961.99	
	Exc Award (06/30/2019, 06/30/2021)																	
57809	CALICUT SOUTH	01/29/1996	Active	23	3	0	3	15.00%	19		1			T,M,VP,SC	9		\$1,000.06	
	Exc Award (06/30/2017, 06/30/2018)																	
132093	Calicut Syamanthaka	07/04/2017	Active	33	0	1	-1	-2.94%	35	5	0			M,VP,SC	4		\$1,000.06	
	Exc Award (06/30/2023)																	
61088	CALICUT TOWN	08/18/1998	Active(2)	13	13	17	-4	-23.53%	17	17	4		3	N	9			
	Exc Award (06/30/2017)																	
115703	CALICUT WEST	12/13/2011	Active(2)	16	2	0	2	14.29%	16		8			T,M,VP,SC	9		\$119.80	
	Exc Award (06/30/2019)																	
121381	Calicut Zamorians	02/17/2014	Active	65	14	6	8	14.04%	50	4	0			N	0		\$7,492.37	
	Exc Award (06/30/2018, 06/30/2019, 06/30/20																	
26686	CANNANORE	04/26/1960	Active	122	15	5	10	8.93%	122	21	0			N	6		\$2,001.20	
	Exc Award (06/30/2017, 06/30/2018, 06/30/20																	
44598	CANNANORE NORTH	01/17/1985	Active	42	4	5	-1	-2.33%	46	9	5			N	M	7		
	Exc Award (06/30/2017, 06/30/2023, 06/30/20																	
48571	CANNANORE SOUTH	05/10/1988	Active	52	3	3	0	0.00%	54	18	2			N	T,M,SC	9	\$359.39	
	Exc Award (06/30/2018, 06/30/2019, 06/30/20																	
130708	Chakkarakkal Town	06/17/2017	Active	34	3	9	-6	-15.00%	40	5	0			R	M,VP,SC	8		



Club Health Assessment for District 318 E through May 2025

			Status	Membership							Reports					Finance	LCIF	
Club Number	Club Name	Charter Date		Current Member Count	YTD Members Added	YTD Members Dropped	YTD Net Growth	YTD Net Growth%	Member Count 12 Months Ago	Avg. length of service for dropped members	Months Since Last MMR ***	Yrs. Since Last Officer Report	President Rotation	Vice President Reported ****	Months Since Last Activity Report ***	Account Balance	Donations for current Fiscal Year	
			Number of times on status quo within last two years	If below 15 members appears					If net loss is greater than 20% appears			If no report in 3 months appears in	When more than one year appears in	Number of repeat terms	Notes the officers that do not have an active	If no report at 12 months appears in		
Exc Award (06/30/2021, 06/30/2023)																		
142408	Chalode Crown	07/28/2020	Active	26	3	0	3	13.04%	23		0			N	7		\$201.26	
127215	Chandhragiri	06/13/2016	Active	37	2	8	-6	-13.95%	43	5	3			M,VP,SC	9			
Exc Award (06/30/2021)																		
136740	Chavassery	11/13/2018	Active	35	1	8	-7	-16.67%	45	4	0			N	0		\$856.54	
Exc Award (06/30/2021, 06/30/2023, 06/30/2024)																		
130359	Cheemeni	03/15/2017	Active	28	0	0	0	0.00%	33		0			VP	8			
Exc Award (06/30/2019)																		
128792	Cheeral	09/22/2016	Active(2)	12	0	7	-7	-36.84%	20	5	0			S,T,M,VP,SC	9			
115652	CHEMPERI	12/02/2011	Active	30	3	0	3	11.11%	29		0			N	8		\$1,000.06	
Exc Award (06/30/2017, 06/30/2018, 06/30/2024)																		
148033	Cherkala	09/07/2021	Active	39	0	0	0	0.00%	45		11	1	None	P,S,T,M,VP,SC	9			
Exc Award (06/30/2024)																		
141789	Cherukunnu	06/19/2020	Active	41	7	10	-3	-6.82%	47	3	0			N	4		\$1,000.06	
Exc Award (06/30/2021, 06/30/2024)																		
58342	CHERUPUZHA	05/29/1996	Active	53	8	3	5	10.42%	51	6	0			T,M,VP,SC	5			
Exc Award (06/30/2017, 06/30/2018, 06/30/2024)																		
130033	Cherupuzha Town	03/02/2017	Active	42	2	0	2	5.00%	38		0			M,VP,SC	7			
Exc Award (06/30/2018, 06/30/2024)																		
151256	Cheruvanchery Town	06/21/2022	Active	21	8	9	-1	-4.55%	22	3	0			M,VP,SC	9			
92333	CHERUVATHUR	12/16/2005	Active	25	4	2	2	8.70%	24	16	1		2	N	8			
Exc Award (06/30/2018)																		
128824	Chirakkal	10/13/2016	Active(2)	27	3	16	-13	-32.50%	39	4	0			N	4			
Exc Award (06/30/2018, 06/30/2024)																		
124775	Chittarikkal	04/29/2015	Active	45	7	6	1	2.27%	44	7	0			T,M,VP,SC	9			
Exc Award (06/30/2022, 06/30/2024)																		
127194	Choyyamkode	04/19/2016	Active	38	22	0	22	137.50%	19		1			S,M,VP,SC	8			
Exc Award (06/30/2018, 06/30/2019)																		
131448	Chulliyode	06/19/2017	Active(1)	21	0	0	0	0.00%	21		1			S,T,M,VP,SC	9			



Club Health Assessment for District 318 E through May 2025

			Status	Membership							Reports					Finance		LCIF
Club Number	Club Name	Charter Date		Current Member Count	YTD Members Added	YTD Members Dropped	YTD Net Growth	YTD Net Growth%	Member Count 12 Months Ago	Avg. length of service for dropped members	Months Since Last MMR ***	Yrs. Since Last Officer Report	President Rotation	Vice President Reported ****	Months Since Last Activity Report ***	Account Balance	Donations for current Fiscal Year	
			Number of times on status quo within last two years	If below 15 members appears	If net loss is greater than 20% appears					If no report in 3 months appears in	When more than one year appears in	Number of repeat terms	Notes the officers that do not have an active	If no report at 12 months appears in red				
138651	Dharmadam	06/21/2019	Active	22	0	5	-5	-18.52%	27	2	0			M,VP,SC	8			
Exc Award (06/30/2024)																		
148029	Eachur	09/13/2021	Cancelled(8*)	0	0	26	-26	-100.00%	26	3	20	1	None	P,S,T,M,VP SC	9	90+ Days		
124460	Ezhimala	03/25/2015	Active	22	0	2	-2	-8.33%	37	2	4			T,M,VP,SC	8			
Exc Award (06/30/2018)																		
118664	HOSDURG	01/29/2013	Active	31	0	0	0	0.00%	36		0			N P,T,M	9		\$119.80	
Exc Award (06/30/2019)																		
39781	IRITTY	04/20/1981	Active	85	9	1	8	10.39%	77	4	1			N M,VP,SC	8		\$2,000.12	
Exc Award (06/30/2017, 06/30/2023, 06/30/2024)																		
153183	Iritty City	12/09/2022	Active(1)	21	0	4	-4	-16.00%	23	2	0			M,VP,SC	9			
Exc Award (06/30/2024)																		
148031	Kadirur	09/13/2021	Cancelled(8*)	0	0	25	-25	-100.00%	25	3	19		None	P,S,T,M,VP SC	8	90+ Days		
148633	Kadirur Town	10/18/2021	Active(1)	61	0	0	0	0.00%	61		10			M,VP,SC	9			
Exc Award (06/30/2023, 06/30/2024)																		
39782	KALPETTA	04/03/1981	Active	20	0	0	0	0.00%	20		12			R M,VP	9		\$1,800.62	
132022	Kambalakkad	07/04/2017	Active	30	0	0	0	0.00%	30		9		None	P,T,M,VP,SC	9			
Exc Award (06/30/2023)																		
26697	KANHANGAD	05/28/1967	Active	98	8	2	6	6.52%	107	34	0			N	1		\$119.80	
Exc Award (06/30/2017, 06/30/2019)																		
67020	KANHANGAD TOWN	12/30/2002	Active	32	2	0	2	6.67%	32		10		None	P,T,M,VP,SC	8		\$119.80	
Exc Award (06/30/2018, 06/30/2019)																		
117375	KANNUR CENTRAL	07/06/2012	Status Quo(2)	0	0	15	-15	-100.00%	19	9	1		None	P,S,T,M,VP SC	9	90+ Days		
Exc Award (06/30/2019)																		
137983	Kannur Crown	05/29/2019	Active(2)	20	5	2	3	17.65%	25	4	4			M,VP,SC	1			
117491	KANNUR FORT CITY	07/31/2012	Active	15	1	10	-9	-37.50%	24	7	0			T,M,VP,SC	7			
Exc Award (06/30/2017, 06/30/2018, 06/30/2020)																		
144483	Kannur Mavericks	12/30/2020	Active	41	7	6	1	2.50%	40	5	1			N SC	1		\$751.12	
Exc Award (06/30/2022, 06/30/2023, 06/30/2024)																		



Club Health Assessment for District 318 E through May 2025

Club Number	Club Name	Charter Date	Status	Membership							Reports					Finance	LCIF
				Current Member Count	YTD Members Added	YTD Members Dropped	YTD Net Growth	YTD Net Growth%	Member Count 12 Months Ago	Avg. length of service for dropped members	Months Since Last MMR ***	Yrs. Since Last Officer Report	President Rotation	Vice President Reported ****	Months Since Last Activity Report ***	Account Balance	Donations for current Fiscal Year
			Number of times on status quo within last two years	If below 15 members appears				If net loss is greater than 20% appears			If no report in 3 months appears in	When more than one year appears in	Number of repeat terms	Notes the officers that do not have an active	If no report at 12 months appears in red		
129549	Karivellur	02/06/2017	Active	42	7	3	4	10.53%	35	6	0		2	R	M,SC	5	\$1,810.89
	Exc Award (06/30/2023, 06/30/2024)																
120067	Karuvanchal	07/31/2013	Active	33	17	13	4	13.79%	29	8	1				S,T,VP,SC	9	
	Exc Award (06/30/2022)																
119745	Karuvanchal Town	06/24/2013	Active	27	3	2	1	3.85%	31	8	0			N	T,M	9	
	Exc Award (06/30/2022)																
26699	KASARAGOD	01/14/1964	Active	44	1	2	-1	-2.22%	45	6	2			N	VP	7	\$239.59
	Exc Award (06/30/2018, 06/30/2022, 06/30/2024)																
143507	Kasaragod Town	11/18/2020	Active	26	0	0	0	0.00%	27		11			N	M,SC	8	
	Exc Award (06/30/2024)																
123302	Kasaragod Vidyanagar	10/08/2014	Active	62	1	8	-7	-10.14%	70	5	0			N	T,M	2	\$419.29
	Exc Award (06/30/2017, 06/30/2018, 06/30/2024)																
64431	KELAKAM	06/18/2001	Active	23	1	8	-7	-23.33%	30	8	0			N	T,M	8	
105546	KENICHIRA	05/27/2009	Active	57	0	0	0	0.00%	59		0		None		P,T,M,VP,SC	9	
153610	Koduvally	03/13/2023	Cancelled(8*)	0	0	21	-21	-100.00%	21	2	13	1	None		P,S,T,M,VP SC	10	90+ Days
154062	Koduvally Town	03/31/2023	Cancelled(8*)	0	0	20	-20	-100.00%	20	2	5	1	None		P,S,T,M,VP SC	9	90+ Days
139912	Kolichal	10/01/2019	Active	61	2	0	2	3.39%	59		0			N	T,SC	10	\$1,903.54
	Exc Award (06/30/2023)																
109103	KOTTAKUNNU	08/20/2010	Active	23	7	4	3	15.00%	21	4	0				M,VP,SC	7	
149695	Kozhikode Easthill	01/28/2022	Cancelled(8*)	0	2	12	-10	-100.00%	10	3	7		None		P,S,T,M,VP SC	8	90+ Days
98245	KOZHICODE ELITE	01/05/2007	Active	43	6	1	5	13.16%	36	17	0			N	S,T,VP	1	\$2,000.12
	Exc Award (06/30/2019)																
118952	KOZHICODE NANMA	03/26/2013	Active	45	10	0	10	28.57%	34		1			N	T	0	\$1,754.77
	Exc Award (06/30/2017, 06/30/2019, 06/30/2024)																
52417	KOZHICODE-FEROKE	01/10/1992	Active	53	0	2	-2	-3.64%	57	17	0				M,VP,SC	8	
	Exc Award (06/30/2017, 06/30/2018, 06/30/2024)																
127085	Kundamkuzhy	04/07/2016	Active	23	4	4	0	0.00%	23	6	0				M,VP,SC	9	\$119.80
	Exc Award (06/30/2021)																



Club Health Assessment for District 318 E through May 2025

			Status	Membership							Reports					Finance	LCIF
Club Number	Club Name	Charter Date		Current Member Count	YTD Members Added	YTD Members Dropped	YTD Net Growth	YTD Net Growth%	Member Count 12 Months Ago	Avg. length of service for dropped members	Months Since Last MMR ***	Yrs. Since Last Officer Report	President Rotation	Vice President Reported ****	Months Since Last Activity Report ***	Account Balance	Donations for current Fiscal Year
			Number of times on status quo within last two years	If below 15 members appears				If net loss is greater than 20% appears			If no report in 3 months appears in	When more than one year appears in	Number of repeat terms	Notes the officers that do not have an active	If no report at 12 months appears in red		
137252	Kunhimangalam	01/17/2019	Active(1)	42	2	11	-9	-17.65%	40	2	0			N	M,SC	6	\$1,000.06
	Exc Award (06/30/2020, 06/30/2022, 06/30/2024)																
110140	KUNNAMANGALAM	01/19/2011	Active	20	3	4	-1	-4.76%	21	11	6		None		P,T,M,VP,SC	5	
	Exc Award (06/30/2017, 06/30/2021, 06/30/2024)																
26704	KUTHUPARAMBA	10/21/1969	Active	113	2	7	-5	-4.24%	119	8	0			R	M,SC	0	\$4,982.81
	Exc Award (06/30/2017, 06/30/2018, 06/30/2024)																
132625	Kuthuparamba City	10/26/2017	Active	48	13	4	9	23.08%	43	6	3		2	R	S,M,VP,SC	1	\$1,000.06
148052	Kuthuparamba Heritage City	11/17/2021	Cancelled(8*)	0	0	13	-13	-100.00%	13	2	6		None		P,S,T,M,VP SC	8	90+ Days
152824	Kuthuparamba Yuva	10/28/2022	Cancelled(8*)	0	0	20	-20	-100.00%	20	2	5	1	None		P,S,T,M,VP SC	9	90+ Days
61768	KUTTIADI	04/02/1999	Active	16	4	1	3	23.08%	13	14	0				T,M,VP,SC	17	
152321	Kuttikol	08/30/2022	Active	35	5	0	5	16.67%	28		0				T,M,VP,SC	8	\$119.80
	Exc Award (06/30/2024)																
53725	MAHE	10/01/1992	Active	87	11	1	10	12.99%	75	3	2			N	VP	9	\$4,900.29
	Exc Award (06/30/2017, 06/30/2018, 06/30/2024)																
62094	MAMBARAM	06/14/1999	Active(1)	22	0	0	0	0.00%	22		5				T,M,VP,SC	5	
	Exc Award (06/30/2017, 06/30/2019)																
105751	MANANTHAVADY	06/10/2009	Active(1)	17	0	0	0	0.00%	17		16	1	None		P,S,T,M,VP SC	21	
26705	MANJESHWAR-UPPALA L C	11/29/1973	Active(1)	30	0	0	0	0.00%	30		0				P,T,M,VP,SC	16	
	Exc Award (06/30/2017)																
148059	Mathamangalam	09/09/2021	Active(1)	32	1	5	-4	-11.11%	39	3	0		2		M,VP	5	\$800.84
	Exc Award (06/30/2024)																
133112	Mathil	11/29/2017	Cancelled(8*)	0	0	20	-20	-100.00%	22	5	1	1	None		P,S,T,M,VP SC	9	90+ Days
	Exc Award (06/30/2022)																
49146	MATTANUR	01/09/1989	Active	68	3	5	-2	-2.86%	72	15	0			N		3	\$335.43
	Exc Award (06/30/2018, 06/30/2019, 06/30/2024)																
132000	Mattanur Airport City	07/04/2017	Active(1)	43	7	3	4	10.26%	39	7	0			R	M,SC	3	\$579.81
	Exc Award (06/30/2021)																
152865	Mattanur Samarppana	10/25/2022	Status Quo(1)	16	2	9	-7	-30.43%	23	2	6				M,VP,SC	9	90+ Days



Club Health Assessment for District 318 E through May 2025

			Status	Membership							Reports					Finance		LCIF
Club Number	Club Name	Charter Date		Current Member Count	YTD Members Added	YTD Members Dropped	YTD Net Growth	YTD Net Growth%	Member Count 12 Months Ago	Avg. length of service for dropped members	Months Since Last MMR ***	Yrs. Since Last Officer Report	President Rotation	Vice President Reported ****	Months Since Last Activity Report ***	Account Balance	Donations for current Fiscal Year	
			Number of times on status quo within last two years	If below 15 members appears				If net loss is greater than 20% appears			If no report in 3 months appears in	When more than one year appears in	Number of repeat terms	Notes the officers that do not have an active	If no report at 12 months appears in red			
152831	Mayyil	11/02/2022	Active	36	5	5	0	0.00%	36	1	0			M,VP,SC	1		\$2,239.53	
	Exc Award (06/30/2024)																	
105484	MEENANGADI	05/12/2009	Active(2)	14	0	0	0	0.00%	14		18	1	None	P,S,T,M,VP SC	9			
154028	Meppadi	03/30/2023	Cancelled(8*)	0	0	20	-20	-100.00%	20	2	5	1	None	P,S,T,M,VP SC	9	90+ Days		
110402	MUKKOM EAST	03/01/2011	Cancelled(8*)	0	0	26	-26	-100.00%	26	12	5	1	None	P,S,T,M,VP SC	9	90+ Days		
130311	Mulleria	04/18/2017	Active	29	2	0	2	7.41%	27		0			N	M,VP,SC	7	\$299.49	
	Exc Award (06/30/2021, 06/30/2022)																	
47539	NADAPURAM	06/23/1987	Active(2)	17	0	0	0	0.00%	21		11			N	S,VP,SC	8		
136940	Nayattupara	01/10/2019	Active(2)	22	0	0	0	0.00%	22		9				T,M,VP,SC	7	90+ Days	
60743	NILESHWAR	05/05/1998	Active	39	5	4	1	2.63%	40	10	0			N	S,M,SC	1	\$1,119.86	
	Exc Award (06/30/2017, 06/30/2019)																	
66369	NILESHWAR NORTH	06/28/2002	Active	32	12	1	11	52.38%	21	0	1			N	T,M,SC	6	\$2,000.12	
	Exc Award (06/30/2018)																	
117154	NILESHWAR TOWN	06/14/2012	Active	40	2	0	2	5.26%	42		0				M,VP,SC	10	\$119.80	
	Exc Award (06/30/2018, 06/30/2019)																	
56841	ORKKATTERI	04/04/1995	Active	28	0	0	0	0.00%	29		10				M,VP,SC	20		
	Exc Award (06/30/2018)																	
130232	Padichira	03/15/2017	Active	16	1	2	-1	-5.88%	17	8	3		None	P,T,M,VP,SC	0			
133606	Padiyotuchal	03/22/2018	Active	61	16	2	14	29.79%	54	4	0				M,VP,SC	0		
	Exc Award (06/30/2022, 06/30/2023)																	
108476	PALAKKUNNU	05/26/2010	Active	28	2	0	2	7.69%	31		0			N	T	18	\$179.69	
	Exc Award (06/30/2021, 06/30/2023)																	
125791	Panamaram Plam Grove	10/05/2015	Active(2)	16	2	3	-1	-5.88%	17	6	1				M,VP,SC	9		
50603	PANOOR	05/22/1990	Active	55	1	2	-1	-1.79%	54	14	0			N		9		
	Exc Award (06/30/2017, 06/30/2019, 06/30/2020)																	
115466	PARASSINIKADAVU	10/31/2011	Active	40	9	5	4	11.11%	37	11	0			N	M,VP,SC	7	\$1,201.35	
	Exc Award (06/30/2019, 06/30/2022, 06/30/2023)																	
125848	Payyannur Perumba	09/28/2015	Active(1)	18	18	25	-7	-28.00%	25	7	4			R	M	19		



Club Health Assessment for District 318 E through May 2025

			Status	Membership							Reports					Finance		LCIF
Club Number	Club Name	Charter Date		Current Member Count	YTD Members Added	YTD Members Dropped	YTD Net Growth	YTD Net Growth%	Member Count 12 Months Ago	Avg. length of service for dropped members	Months Since Last MMR ***	Yrs. Since Last Officer Report	President Rotation	Vice President Reported ****	Months Since Last Activity Report ***	Account Balance	Donations for current Fiscal Year	
			Number of times on status quo within last two years	If below 15 members appears				If net loss is greater than 20% appears			If no report in 3 months appears in	When more than one year appears in	Number of repeat terms	Notes the officers that do not have an active	If no report at 12 months appears in red			
Exc Award (06/30/2017)																		
145486	Payyannur Signora	03/04/2021	Active	31	0	1	-1	-3.13%	42	3	0			M,VP,SC	N/A		\$1,137.83	
Exc Award (06/30/2023)																		
26719	PAYYANUR	11/10/1966	Active	126	5	13	-8	-5.97%	142	6	0			T,M,VP,SC	18		\$9,603.23	
Exc Award (06/30/2017, 06/30/2018, 06/30/2020)																		
148008	Payyanur Crown	10/18/2021	Cancelled(8*)	0	0	10	-10	-100.00%	10	3	18	1	None	P,S,T,M,VP SC	9	90+ Days		
149673	Payyanur Platinum	04/22/2022	Cancelled(8*)	0	2	12	-10	-100.00%	10	2	1		None	P,S,T,M,VP SC	9	90+ Days		
118145	PAYYAVOOR	10/25/2012	Active	20	5	14	-9	-31.03%	29	7	0			T,M,VP,SC	0			
Exc Award (06/30/2022)																		
45629	PAYYOLI	12/17/1985	Active	47	2	1	1	2.17%	54	6	1			N T,M,SC	22		\$1,000.06	
Exc Award (06/30/2021, 06/30/2022, 06/30/2024)																		
41807	PERAMBRA	08/09/1982	Active	33	6	0	6	22.22%	29		0			N VP,SC	1		\$1,598.98	
Exc Award (06/30/2017, 06/30/2024)																		
108608	PERAVOOR TOWN	06/11/2010	Active	19	1	2	-1	-5.00%	20	8	5			M,VP,SC	9			
120966	Perumpadave	12/17/2013	Active	35	2	2	0	0.00%	35	11	0			N M,VP,SC	4		\$999.70	
Exc Award (06/30/2022)																		
133918	Pilathara	03/01/2018	Active	48	4	0	4	9.09%	43		0			N T	0		\$3,801.23	
Exc Award (06/30/2021, 06/30/2022, 06/30/2024)																		
129143	Poinachi	11/08/2016	Active	24	1	0	1	4.35%	23		0			S,T,M,VP,SC	17		\$119.80	
Exc Award (06/30/2019, 06/30/2024)																		
118225	PUDUPPADY	11/01/2012	Active(1)	16	0	12	-12	-42.86%	34	8	0			R P,T,VP,SC	9		\$359.39	
57879	PULPALLY	02/19/1996	Active	57	0	5	-5	-8.06%	62	14	0			P,T,M,VP,SC	8		\$900.31	
Exc Award (06/30/2017, 06/30/2024)																		
150917	Purameri	06/13/2022	Status Quo(2)	17	0	0	0	0.00%	17		18	1	None	P,S,T,M,VP SC	9	90+ Days		
36638	QUILANDY	02/08/1979	Active	47	2	1	1	2.17%	46	6	0			N	0		\$598.98	
Exc Award (06/30/2021, 06/30/2023)																		
104232	SREEKANDAPURAM TOWN	12/29/2008	Active(1)	29	0	1	-1	-3.33%	32	4	0		5	N P,T,M,SC	4			
Exc Award (06/30/2021, 06/30/2022)																		



Club Health Assessment for District 318 E through May 2025

			Status	Membership							Reports					Finance		LCIF
Club Number	Club Name	Charter Date		Current Member Count	YTD Members Added	YTD Members Dropped	YTD Net Growth	YTD Net Growth%	Member Count 12 Months Ago	Avg. length of service for dropped members	Months Since Last MMR ***	Yrs. Since Last Officer Report	President Rotation	Vice President Reported ****	Months Since Last Activity Report ***	Account Balance	Donations for current Fiscal Year	
			Number of times on status quo within last two years	If below 15 members appears				If net loss is greater than 20% appears			If no report in 3 months appears in	When more than one year appears in	Number of repeat terms	Notes the officers that do not have an active	If no report at 12 months appears in red			
28218	SULTANS BATTERY	03/18/1974	Active	66	0	2	-2	-2.94%	66	28	0			M,VP,SC	22			
	Exc Award (06/30/2019)																	
26728	TALIPARAMBA	03/31/1968	Active	72	6	2	4	5.88%	66	15	0			N	T	3	\$293.50	
	Exc Award (06/30/2023)																	
26729	TELLICHERRY	02/12/1962	Active	146	13	2	11	8.15%	131	12	0			N	P	0	\$3,000.12	
	Exc Award (06/01/2024, 06/30/2017, 06/30/20)																	
151257	Tellichery Laurels	06/29/2022	Cancelled(8*)	0	0	17	-17	-100.00%	17	3	5		None	P,S,T,M,VP SC	9	90+ Days		
125792	Thalassery City	09/21/2015	Active(1)	20	0	3	-3	-13.04%	23	7	0			R	T,M,SC	18		
	Exc Award (06/30/2018, 06/30/2019)																	
146151	Thalassery Midtown	06/01/2021	Active(2)	23	8	11	-3	-11.54%	24	2	1			S,T,M,VP,SC	10			
46225	THAMARASERRY	05/22/1986	Active	32	3	0	3	10.34%	31		4			M,VP,SC	9			
	Exc Award (06/30/2017)																	
53243	THIRUVAMBADY	06/02/1992	Active(1)	13	0	2	-2	-13.33%	18	4	0			M,VP,SC	9			
148060	Thurayur	11/02/2021	Cancelled(8*)	0	0	11	-11	-100.00%	11	3	21	1	None	P,S,T,M,VP SC	9	90+ Days		
132748	Trikaripur	12/06/2017	Active	51	7	0	7	15.91%	44		0			N	T	4		
	Exc Award (06/30/2019, 06/30/2022)																	
111518	ULIKKAL	06/30/2011	Active	25	0	0	0	0.00%	25		0			N	T	8		
	Exc Award (06/30/2017)																	
110581	VADAKARA MIDTOWN	03/17/2011	Active	52	8	1	7	15.56%	49	8	2			P,M,VP,SC	10	\$1,000.06		
	Exc Award (06/30/2017, 06/30/2019, 06/30/20)																	
143335	Vadakara Tarjane	11/02/2020	Active(1)	34	2	9	-7	-17.07%	41	3	0			T,M,VP,SC	1	\$359.39		
	Exc Award (06/30/2021)																	
118659	VAKERY	01/28/2013	Active	36	2	1	1	2.86%	35	10	0			N	P,T,SC	9		
	Exc Award (06/30/2017, 06/30/2018, 06/30/20)																	
122096	Vallithode	05/07/2014	Active	23	0	3	-3	-11.54%	26	6	7			R		0		
	Exc Award (06/30/2019, 06/30/2024)																	
126042	Varam	11/19/2015	Active(1)	21	1	0	1	5.00%	20		7		2	M,VP,SC	1			
	Exc Award (06/30/2018)																	



Club Health Assessment for District 318 E through May 2025

Club Number	Club Name	Charter Date	Status	Membership							Reports					Finance	LCIF
				Current Member Count	YTD Members Added	YTD Members Dropped	YTD Net Growth	YTD Net Growth%	Member Count 12 Months Ago	Avg. length of service for dropped members	Months Since Last MMR ***	Yrs. Since Last Officer Report	President Rotation	Vice President Reported ****	Months Since Last Activity Report ***	Account Balance	Donations for current Fiscal Year
			Number of times on status quo within last two years	If below 15 members appears				If net loss is greater than 20% appears			If no report in 3 months appears	When more than one year appears in	Number of repeat terms	Notes the officers that do not have an active	If no report at 12 months appears in red		
117914	VATAKARA CENTRAL	09/28/2012	Active(2)	24	0	5	-5	-17.24%	29	8	0			P,M,VP,SC	8		
	Exc Award (06/30/2018)																
133905	Vatakara Royals	05/21/2018	Cancelled(8*)	0	0	17	-17	-100.00%	17	6	5	1	None	P,S,T,M,VP SC	9	90+ Days	
	Exc Award (06/30/2021)																
104233	VELLARIKUNDU	12/29/2008	Active	27	6	1	5	22.73%	22	14	0			P,M,VP,SC	6		\$1,000.90
149596	Wayanad Hill Valley	01/20/2022	Active(1)	26	0	0	0	0.00%	26		0			P,M,VP,SC	19		

Clubs Cancelled Previous Fiscal Year – Clubs Cancelled within last 12 months may be reinstated

Club Number	Club Name	Charter Date	Current Status*	Cancellation Date
103911	CHALODE	11/18/2008	Cancelled(8*)	12/29/2023
64238	CHOMBALA	04/30/2001	Cancelled(8*)	12/29/2023
88902	MOKKAM TOWN	06/30/2005	Cancelled(8*)	12/29/2023
150008	Nellikatta	05/13/2022	Cancelled(8*)	08/29/2023
111769	PADNEKAD	08/03/2011	Cancelled(8*)	09/29/2023

Current Total Clubs Count	YTD New Clubs Count	YTD Cancelled Clubs Count	YTD Net Club Gain	Current Total Members Count	YTD Add	YTD Drop	YTD Net Growth	YTD Net Growth %	Member Count 12 Months Ago	Average Member Count Per Club	% of Clubs with less than 20 members	% No MMR in 3 Months	% No Officer Report in 12 Months	% of Clubs with balance 90+ days	Number of Clubs in Status Quo	% Status Quo Clubs in Financial Suspension	Number of Cancelled Clubs	Average Cancelled Club Age	Members Lost Due to Cancellation	% of Clubs Cancelled for Non-Financial Reasons
166	6	27	-21	6,203	8801,066	-186	-2.91%		6,493	37	14%	27%	3%	5%	6	100%	27	8	468	-15%

* - P - Priority Club. Cancellation Reasons: 1-Objectives/conduct, 2-Non-active club, 5-Non-existing club, 6-Disbanding, 7-Merger, 8-Financial Suspension, 9-District/Multiple District Dues.

** - Abbreviation: P-President, S-Secretary, T-Treasurer, M-Member Chairperson, VP-First Vice President, MC-Communications Chairperson, SC-Service Chairperson

*** - Abbreviation: N/R - Never reported using the Lions Clubs website, N/A - Not applicable, No password registered for the Lions Clubs website.

**** - Abbreviation: N - New, IP - Immediate Past, R - Repeat.